

Annexure-X

UNIT RATE OF EXPENDITURE FOR SHELTERS: 2019-20

Unit rate of expenditure statement of shelters to be functional in the FY 2019-20

New construction				
Sl. No.	Name of the Shelters	Total Area [in Sq. ft.]	Cost of construction [Per Sq. ft.]	Total Expenditure
1				
2				
3				
Refurbishment				
Sl. No.	Name of the Shelters	Total Area [in Sq. ft.]	Cost of Refurbishment	
1				
2				
3				
O&M				
Sl. No.	Name of the Shelters	Capacity	Cost of Refurbishment	
1				
2				
3				

DETAILS OF MAPPED SHELTERS

Sl. No.	Output	Number
A	Shelters mapped with colleges/educational institutions	
B	No. of visit/feedback report submitted by student volunteers for the shelters visited	
C	No. of visit/feedback report of student volunteers submitted by SULM to SLSMC	
D	Actions taken by the State/UT on the report of student volunteers	1. 2. 3. 4.

Target of EST&P component under:
DAY-NULM Programme for the F.Y. 2018-19

Sl. No.	Name of the ULB	District	EST&P Target for 2018-19
1	Alipurduar	Alipurduar	200
2	Bankura	Bankura	200
3	Bishnupur	Bankura	150
4	Sonamukhi	Bankura	150
5	Asansol MC	Bardhaman	800
6	Bardhaman	Bardhaman	200
7	Dainhat	Bardhaman	150
8	Durgapur MC	Bardhaman	800
9	Gushkara	Bardhaman	150
10	Kalna	Bardhaman	150
11	Katwa	Bardhaman	200
12	Memari	Bardhaman	200
13	Bolpur	Birbhum	150
14	Dubrajpur	Birbhum	150
15	Naihati	Birbhum	150
16	Rampurhat	Birbhum	150
17	Sainthia	Birbhum	150
18	Suri	Birbhum	200
19	Cooch Behar	Cooch Behar	200
20	Dinhata	Cooch Behar	150
21	Haldibari	Cooch Behar	150
22	Mathabhanga	Cooch Behar	150
23	Mekliganj	Cooch Behar	150
24	Tufanganj	Cooch Behar	150
25	Balurghat	Dakshin Dinajpur	150
26	Buniadpur	Dakshin Dinajpur	150
27	Gangarampore	Dakshin Dinajpur	150
28	Darjeeling	Darjeeling	150
29	Kalimpong	Darjeeling	150
30	Kurseong	Darjeeling	150
31	Mirik	Darjeeling	100
32	Siliguri MC	Darjeeling	500
33	Arambagh	Hooghly	150
34	Baidyabati	Hooghly	150
35	Bansberia	Hooghly	150
36	Bhadreswar	Hooghly	150
37	Champdany	Hooghly	150
38	Chandemagore MC	Hooghly	500
39	Dankuni	Hooghly	150
40	Hooghly Chinsurah	Hooghly	150
41	Konnagar	Hooghly	150
42	Rishra	Hooghly	150
43	Serampur	Hooghly	150
44	Tarakeswar	Hooghly	150
45	Uttarpara Kotrung	Hooghly	150
46	Howrah MC	Howrah	600
47	Uluberia	Howrah	150
48	Dhupguri	Jalpaiguri	150
49	Jalpaiguri	Jalpaiguri	150
50	Mal	Jalpaiguri	150
51	Kolkata MC	Kolkata	3000
52	English Bazar	Malda	200
53	Old Malda	Malda	150
54	Beldanga	Murshidabad	150
55	Berhampur	Murshidabad	150
56	Dhulian	Murshidabad	150
57	Domkol	Murshidabad	150
58	Jangipur	Murshidabad	150

Target of EST&P component under
DAY-NULM Programme for the F.Y. 2018-19

Sl. No.	Name of the ULB	District	EST&P Target for 2018-19
59	Jiaganj-Azimganj	Murshidabad	150
60	Kandi	Murshidabad	150
61	Murshidabad	Murshidabad	150
62	Birnagar	Nadia	150
63	Chakdah	Nadia	150
64	Cooper's Camp	Nadia	100
65	Gayeshpur	Nadia	150
66	Haringhata	Nadia	150
67	Kalyani	Nadia	150
68	Krishnagar	Nadia	200
69	Nabadwip	Nadia	200
70	Ranaghat	Nadia	200
71	Santipur	Nadia	150
72	Taherpur	Nadia	150
73	Ashoknagar-Kalyangrh	North 24-Parganas	150
74	Baduria	North 24-Parganas	150
75	Baranagar	North 24-Parganas	200
76	Barasat	North 24-Parganas	200
77	Barrackpur	North 24-Parganas	200
78	Basirhat	North 24-Parganas	200
79	Bhatpara	North 24-Parganas	200
80	Bidhannagar MC	North 24-Parganas	600
81	Bongaon	North 24-Parganas	200
82	Dum Dum	North 24-Parganas	200
83	Garulia	North 24-Parganas	150
84	Gobardanga	North 24-Parganas	150
85	Habra	North 24-Parganas	150
86	Halisahar	North 24-Parganas	200
87	Kamarhati	North 24-Parganas	200
88	Kanchrapara	North 24-Parganas	200
89	Khardah	North 24-Parganas	200
90	Madhyamgram	North 24-Parganas	200
91	Naihati	North 24-Parganas	150
92	New Barrackpur	North 24-Parganas	200
93	North Barrackpur	North 24-Parganas	200
94	North Dum Dum	North 24-Parganas	200
95	Panihati	North 24-Parganas	200
96	South Dum Dum	North 24-Parganas	200
97	Taki	North 24-Parganas	150
98	Titagarh	North 24-Parganas	200
99	Chandrakona	Paschim Medinipur	200
100	Ghatal	Paschim Medinipur	200
101	Jhargram	Paschim Medinipur	200
102	Kharagpur	Paschim Medinipur	200
103	Kharar	Paschim Medinipur	150
104	Khirpai	Paschim Medinipur	150
105	Midnapur	Paschim Medinipur	200
106	Ramjibanpur	Paschim Medinipur	150
107	Contai	Purba Medinipur	150
108	Egra	Purba Medinipur	150
109	Haldia	Purba Medinipur	200
110	Panskura	Purba Medinipur	150
111	Tamluk	Purba Medinipur	150
112	Jhalda	Purulia	150
113	Purulia	Purulia	200
114	Raghunathpur	Purulia	150
115	Baruipur	South 24-Parganas	150
116	Budge Budge	South 24-Parganas	200

Target of EST&P component under
DAY-NULM Programme for the F.Y. 2018-19

Sl. No.	Name of the ULB	District	EST&P Target for 2018-19
117	Diamond Harbour	South 24-Parganas	150 ✓
118	Jainagar-Mazilpur	South 24-Parganas	150 ✓
119	Maheshtala	South 24-Parganas	200 ✓
120	Pujali	South 24-Parganas	150 ✓
121	Rajpur-Sonarpur	South 24-Parganas	200 ✓
122	Dalkhola	Uttar Dinajpur	150 ✓
123	Islampur	Uttar Dinajpur	200 ✓
124	Kaliaganj	Uttar Dinajpur	200 ✓
125	Raiganj	Uttar Dinajpur	200 ✓
		TOTAL:	26500

ULB wise Physical Targets on SM&ID component for FY -2019-2020

S.No	ULB Name	SHG Target 2019-2020	Revive of SHGs (10% of Closed TCGs)	SHG -From Vulnerable Occupational Group (Activity Based) Target 2019-2020	SHG - Sanitation worker- 2019-2020	ALF Target 2019-2020	RF to SHG Target 2019-2020 (Total Group formed - Total RF Disbursed + 50% of target	Target - RF to ALF 2019-2020	CLF Target 2019-2020	Target of Financial Literacy Camp 2019-2020	Yearly Training Batch Require for 3 days BOT (Total Training pending + Current year Groups)	Yearly Training Batch Require for 3 days BOT (Total Training pending + Current year Groups)	Module ALF
1	Alipurduar	60	5	2	3	18	107	18	1	5	22	15	1
2	Arambag	50	9	2	2	2	177	3	0	5	15	10	1
3	Asansol	150	0	5	10	5	732	11	0	10	77	67	1
4	Ashokenagar Kayangarth	60	13	2	3	0	351	30	1	5	48	32	1
5	Baduria	60	7	2	3	2	110	3	0	5	4	3	1
6	Baidyabati	60	0	2	3	2	181	3	0	5	23	16	1
7	Balurghat	50	5	2	3	3	25	2	1	5	31	8	1
8	Bankura	80	0	2	3	1	113	8	1	5	73	43	1
9	Bansberia	100	0	2	3	2	35	1	0	5	37	24	1
10	Baranagar	60	0	2	3	3	51	11	0	5	30	20	1
11	Barasat	100	15	2	3	3	210	12	1	5	40	31	1
12	Barrackpore	20	36	2	3	1	131	11	1	5	30	26	1
13	Baruipur	50	0	2	3	2	130	4	0	5	7	5	0
14	Basihat	50	6	2	3	1	160	3	0	5	32	21	0
15	Beldanga	30	0	2	3	0	67	0	1	5	20	13	0
16	Berhampore	100	0	2	3	2	308	11	1	5	43	29	0
17	Bhadreswar	40	15	2	3	3	83	3	0	5	18	12	1
18	Bhatpara	80	0	2	3	3	525	10	1	5	49	30	1
19	Bidhannagar	150	0	5	10	5	209	5	0	10	22	17	2

ULB wise Physical Targets on SM&ID component for FY -2019-2020

S.No	ULB Name	SHG Target 2019-2020	Revive of SHGs (10% of Closed TCGs)	SHG -From Vulnerable Occupational Group (Activity Based) Target 2019-2020	SHG - Sanitation Worker- 2019-2020	ALF Target 2019-2020	RF to SHG Target 2019-2020 (Total Group formed - Total RF Disbursed + 50% of target	Target - RF to ALF 2019-2020	CLF Target 2019-2020	Target of Financial Literacy Camp 2019-2020	Yearly Training Batch Require for 3 days BOT (Total Training pending + Current year Groups)	Yearly Training Batch Require for 3 days BOT (Total Training pending + Current year Groups)	Modle ALF
20	Birnagar	20	9	2	3	2	99	5	0	5	32	21	0
21	Bishnupur	30	0	2	3	3	592	3	0	5	53	28	1
22	Bolpur	80	12	2	3	1	408	3	0	5	40	13	1
23	Bongaon	50	14	2	3	0	213	1	1	5	61	68	2
24	Budge Budge	100	9	2	3	3	128	4	0	5	11	8	1
25	Burniyadpur	50	0	2	3	3	97	3	0	5	26	17	1
26	Burdwan	150	15	2	3	3	43	12	0	5	76	57	2
27	Chakdah	60	0	2	3	2	25	11	0	5	36	24	1
28	Champdani	80	3	2	3	3	89	3	0	5	5	3	1
29	Chandernagar	30	0	10	10	5	141	9	1	10	34	26	2
30	Chandrakona	40	9	2	3	2	109	5	0	5	8	10	0
31	Contai	50	0	2	3	0	25	0	1	5	41	25	2
32	Cooch Behar	50	19	2	3	2	193	2	1	5	19	13	2
33	Coopers Camp	20	8	2	3	1	148	2	0	5	24	16	0
34	Dainhat	20	0	2	3	0	89	7	0	5	24	4	0
35	Dalkhola	60	0	2	3	1	6	3	0	5	16	11	0
36	Dankuni	50	0	2	3	1	81	1	0	5	10	7	0
37	Darjeeling	30	1	2	3	1	26	1	0	5	4	3	0
38	Dhulian	80	0	2	3	1	174	1	0	5	35	22	0
39	Dhupguri	50	1	2	3	1	223	2	0	5	24	15	1

ULB wise Physical Targets on SM&ID component for FY -2019-2020

S.No	ULB Name	SHG Target 2019-2020	Revive of SHGs (10% of Closed TCGs)	SHG -From Vulnerable Occupational Group (Activity Based) Target 2019-2020	SHG - Sanitation worker- 2019-2020	ALF Target 2019-2020	RF to SHG Target 2019-2020 (Total Group formed - Total RF Disbursed + 50% of target	Target - RF to ALF 2019-2020	CLF Target 2019-2020	Target of Financial Literacy Camp 2019-2020	Yearly Training Batch Require for 3 days BOT (Total Training pending + Current year Groups)	Yearly Training Batch Require for 3 days BOT (Total Training pending + Current year Groups)	Module ALF
40	Diamond Harbour	50	3	2	3	1	25	1	0	5	4	2	0
41	Dinhata	50	17	2	3	1	50	3	0	5	0	3	0
42	Domkal	30	0	2	3	1	133	3	0	5	60	40	0
43	Dubrajpur	30	0	2	3	1	179	3	0	5	20	9	1
44	Dum Dum	20	4	2	3	2	35	3	1	5	13	9	1
45	Durgapur	150	46	2	3	3	569	4	1	10	35	23	2
46	Egra	40	33	2	3	1	42	1	0	5	16	12	0
47	English Bazar	70	3	2	3	2	141	13	0	5	51	34	1
48	Gangarampur	50	23	2	3	1	41	1	0	5	10	7	0
49	Garulia	50	6	2	3	1	25	1	0	5	4	3	0
50	Gayespur	50	4	2	3	1	24	1	0	5	19	2	0
51	Ghatal	60	0	2	3	0	25	0	0	5	33	4	1
52	Gobardanga	50	3	2	3	1	116	1	0	5	29	19	0
53	Guskara	50	1	2	3	1	49	3	0	5	22	15	0
54	Habra	70	13	2	3	0	555	3	1	5	42	35	2
55	Haldia	60	27	2	3	3	429	4	0	5	27	46	2
56	Haldibari	30	0	2	3	1	1	1	0	5	10	3	0
57	Halisahar	80	3	2	3	3	95	3	0	5	19	13	1
58	Haringhata	40	0	2	3	1	111	1	0	5	40	27	0

ULB wise Physical Targets on SM&ID component for FY -2019-2020

S.No	ULB Name	SHG Target 2019-2020	Revive of SHGs (10% of Closed TCGs)	SHG -From Vulnerable Occupational Group (Activity Based) Target 2019-2020	SHG - Sanitation worker- 2019-2020	ALF Target 2019-2020	RF to SHG Target 2019-2020 (Total Group formed - Total RF Disbursed + 50% of target	Target - RF to ALF 2019-2020	CLF Target 2019-2020	Target of Financial Literacy Camp 2019-2020	Yearly Training Batch Require for 3 days BOT (Total Training pending + Current year Groups)	Yearly Training Batch Require for 3 days BOT (Total Training pending + Current year Groups)	Middle ALF
59	Hooghly	50	0	2	3	3	71	13	1	5	31	19	1
	Chinsurah												
60	Howrah	150	29	5	10	5	435	7	2	10	49	32	2
61	Islampur	60	0	2	3	2	149	3	1	5	19	7	1
62	Jalpaiguri	50	0	2	3	0	331	17	1	5	46	26	2
63	Jangipur	40	7	2	3	1	477	14	0	5	32	21	0
64	Jhalda	20	0	2	3	1	159	2	0	5	17	11	0
65	Jhargram	60	0	2	3	2	230	2	0	5	35	23	1
66	Jiaganj Azimganj	60	0	2	3	1	70	2	1	5	29	20	1
67	Joy nagar Mozilpur	50	2	2	3	3	107	3	1	5	13	13	1
68	Kaliaganj	50	36	2	3	1	383	1	1	5	26	18	0
69	Kalimpong	30	4	2	3	1	105	1	0	5	10	7	0
70	Kalna	50	2	2	3	3	120	3	0	5	12	8	1
71	Kalyani	50	3	2	3	2	64	20	1	5	20	5	2
72	Kamarhati	60	17	2	3	3	123	7	1	5	31	25	1
73	Kanchrapara	50	0	2	3	2	235	11	1	5	15	9	1
74	Kandi	10	0	2	3	1	531	2	0	5	48	32	0
75	Katwa	50	0	2	3	2	81	10	0	5	35	5	0
76	Kharagpur	60	0	2	3	2	76	1	0	5	34	25	1

ULB wise Physical Targets on SM&ID component for FY -2019-2020

S.No	ULB Name	SHG Target 2019-2020	Revive of SHGs (10% of Closed TCGs)	SHG -From Vulnerable Occupational Group (Activity Based) Target 2019-2020	SHG - Sanitation worker- 2019-2020	ALF Target 2019-2020	RF to SHG Target 2019-2020 (Total Group formed - Total RF Disbursed + 50% of target	Target - RF to ALF 2019-2020	CLF Target 2019-2020	Target of Financial Literacy Camp 2019-2020	Yearly Training Batch Require for 3 days BOT (Total Training pending + Current year Groups)	Yearly Training Batch Require for 3 days BOT (Total Training pending + Current year Groups)	Module ALF
77	Kharar	30	2	2	3	3	66	2	0	5	7	1	0
78	Khardah	30	2	2	2	2	114	18	1	5	28	8	1
79	Khirpai	20	2	2	3	1	73	2	1	5	15	1	0
80	Kolkata	150	0	5	10	5	375	18	0	10	53	35	3
81	Konnagar	30	1	2	3	2	114	3	0	5	7	3	0
82	Krishnanagar	60	0	2	3	2	135	15	0	5	42	28	1
83	Kurseong	20	7	2	3	1	61	3	0	3	0	0	0
84	Madhyamgram	20	5	2	3	0	10	0	0	5	1	12	2
85	Maheshatala	30	2	2	3	2	87	4	0	5	32	21	1
86	Mal	10	0	2	3	0	10	4	1	5	2	11	1
87	Mathabhanga	10	5	2	3	1	84	1	0	5	18	3	0
88	Medinipur	50	1	2	3	0	105	3	0	5	48	36	1
89	Mekliganj	15	0	2	3	1	72	1	0	5	9	6	0
90	Memari	15	5	2	3	1	95	16	0	5	7	8	0
91	Mirik	20	0	2	3	1	15	1	0	5	2	2	0
92	Murshidabad	60	0	2	3	3	198	3	1	5	30	24	1
93	Nabadwip	60	0	2	3	3	155	3	1	5	57	38	1
94	Naihati	35	3	2	3	2	30	3	0	5	22	15	1
95	Naihati - I	20	0	2	3	2	88	1	0	5	38	26	0
96	New Barrackpur	50	3	2	3	1	182	8	1	5	17	20	1

ULB wise Physical Targets on SM&ID component for FY -2019-2020

S.No	ULB Name	SHG Target 2019-2020	Revive of SHGs (10% of Closed TCGs)	SHG -From Vulnerable Occupational Group (Activity Based) Target 2019-2020	SHG - Sanitation Worker- 2019-2020	ALF Target 2019-2020	RF to SHG Target 2019-2020 (Total Group formed - Total RF Disbursed + 50% of target	Target - RF to ALF 2019-2020	CLF Target 2019-2020	Target of Financial Literacy Camp 2019-2020	Yearly Training Batch Require for 3 days BOT (Total Training pending + Current year Groups)	Yearly Training Batch Require for 3 days BOT (Total Training pending + Current year Groups)	Module ALF
97	North Barrackpore	50	5	2	3	2	49	18	1	5	23	14	1
98	North Dum Dum	100	3	2	3	2	50	2	0	5	72	51	1
99	Old Malda	100	3	2	3	3	85	3	1	5	15	10	1
100	Panihat	10	13	2	3	1	1179	19	0	5	133	89	0
101	Panskura	50	0	2	3	2	72	3	1	5	7	18	1
102	Pujali	30	1	2	3	1	357	1	0	5	30	20	0
103	Purulia	60	0	2	3	3	96	4	1	5	42	31	2
104	Raghunathpur	30	0	2	3	1	86	1	0	5	11	8	0
105	Raiganj	100	0	2	3	10	377	8	1	5	76	51	0
106	Rajpur Sonarpur	100	20	2	3	0	563	1	1	5	93	62	2
107	Ramjibanpur	20	0	2	3	1	63	1	0	5	9	6	0
108	Rampurhat	20	0	2	3	1	233	1	0	5	47	31	0
109	Ranaghat	60	4	2	3	2	41	12	1	5	28	20	2
110	Rishra	50	2	2	3	2	159	3	1	5	18	20	1
111	Sainthia	50	7	2	3	2	65	3	0	5	21	4	0
112	Santipur	60	0	2	3	2	90	7	1	5	30	25	2
113	Serampore	50	1	2	3	2	180	7	1	5	16	10	1
114	Siliguri	150	19	2	3	3	191	25	1	5	60	44	3
115	Sonamukhi	20	0	2	3	1	10	3	1	5	15	10	1

ULB wise Physical Targets on SM&ID component for FY -2019-2020

S.No	ULB Name	SHG Target 2019-2020	Revive of SHGs (10% of Closed TCGs)	SHG -From Vulnerable Occupational Group (Activity Based) Target 2019-2020	SHG - Sanitation worker- 2019-2020	ALF Target 2019-2020	RF to SHG Target 2019-2020 (Total Group formed - Total RF Disbursed + 50% of target	Target - RF to ALF 2019-2020	CLF Target 2019-2020	Target of Financial Literacy Camp 2019-2020	Yearly Training Batch Require for 3 days BOT (Total Training pending + Current year Groups)	Yearly Training Batch Require for 3 days BOT (Total Training pending + Current year Groups)	Modle ALF
116	South Dum Dum	50	7	2	3	3	88	3	0	5	13	10	1
117	Suri	30	2	2	3	2	359	20	0	5	26	15	1
118	Taherpur	20	0	2	3	1	76	9	1	5	9	10	0
119	Taki	40	11	2	3	1	80	1	0	5	7	5	0
120	Tamralipta	50	0	2	3	2	109	3	1	5	31	21	1
121	Tarakeswar	40	0	2	3	2	53	3	0	5	14	9	0
122	Titagarh	50	2	2	3	2	58	3	0	5	8	5	0
123	Tufanganj	30	1	2	3	1	178	2	0	5	10	5	0
124	Uluberia	70	0	2	3	2	234	14	1	5	8	5	2
125	Uttarpara Kotrung	50	2	2	3	2	60	7	1	5	13	3	1
	Total	6705	632	270	409	245	20316	655.5	633	653	633	2331	97

Criteria for Model ALF



- At least 80% of SHGs under ALF participate in Monthly Meeting
- At least 80% of SHGs under ALF maintained Panch Sutra
- At least 80% of SHGs under ALF maintained books and accounts
- At least 50% of SHGs under ALF Obtain Financial Support
- At least 80% of SHG members under ALF Promote Saving Habit
- At least 80% of SHGs under ALF received 3 days Training
- At least 80% of SHGs under ALF received hand holding Training on books and accounts
- At least 20% of SHGs under ALF started income generation / Business activities
- At least 25% of SHGs members ALF engaged with income generation / Business related activities
- At least 80% of SHGs under At least 30% of SHGs under ALF engaged with SBM
- At least 80% of SHGs under ALF benefited from various Govt . programme (HFA / Swasthyasathi / ICDS etc)
- At least 80% of SHGs members aware under ALF about various Govt programme and social Issues
- At least 10% of SHG members under ALF Improve Social Status
- At least 10% of SHG members under ALF Improve Economic Status
- At least 20% of SHGs under ALF created their own asset
- At least 10% of SHG members monthly average income will be within 1500-1000

S.No	District	ULB Name	Total SHG Formed	No. Of SHGs are Credit Linked	GAP	SHG Credit linkage Target for the FY 2018-19	SHG Credit linkage Target for the FY 2019-20	SEP -I Target For the FY-2018-19	SEP -I Target For the FY-2019-20	SEP -G Target For the FY-2018-19	SEP -G Target For the FY-2019-20
1	Alipurduar	Alipurduar	477	215	262	100	125	40	40	5	3
2	Bankura	Bankura	878	364	514	170	210	55	40	5	5
3	Bankura	Bishnupur	673	34	639	200	250	40	40	3	3
4	Bankura	Sonamukhi	392	185	207	100	110	40	40	3	4
5	Birbhum	Bolpur	658		658	175	250	70	50	5	3
6	Birbhum	Dubrajpur	287	64	223	140	150	50	30	5	5
7	Birbhum	Nalhati - I	492	39	453	170	170	20	20	5	4
8	Birbhum	Rampurhat	600	0	600	175	250	60	50	5	5
9	Birbhum	Sainthia	218	45	173	75	75	42	30	3	2
10	Birbhum	Suri	705	152	553	300	250	50	50	3	3
11	Cooch Behar	Cooch Behar	406	158	248	150	150	55	40	3	2
12	Cooch Behar	Dinhata	251	3	248	80	100	40	30	3	3
13	Cooch Behar	Haldibari	162	68	94	50	70	40	30	3	3
14	Cooch Behar	Mathabhanga	258	112	146	100	100	42	30	3	3
15	Cooch Behar	Mekligani	115	0	115	100	100	30	30	3	3
16	Cooch Behar	Tufanganj	244	0	244	120	120	30	30	3	3
17	Dakshin Dinajpur	Balurghat	595	112	483	150	150	50	40	5	4
18	Dakshin Dinajpur	Buniyadpur	295	147	148	100	100	30	30	4	2
19	Dakshin Dinajpur	Gangarampur	133	1	132	150	100	40	20	3	2
20	Darjeeling	Darjeeling	0	0	0	30	0	30	0	3	0
21	Darjeeling	Kurseong	132	0	132	50	50	30	30	2	2
22	Darjeeling	Mirik	1	0	1	50	0	30	0	3	0
23	Darjeeling	Siliguri	1494	434	1060	300	300	130	100	5	5
24	Hooghly	Arambag	313	48	265	120	120	40	40	3	3
25	Hooghly	Baidyabati	263	59	204	50	75	40	30	4	3
26	Hooghly	Bansberia	417	59	358	150	150	40	40	4	4
27	Hooghly	Bhadreswar	376	15	361	150	150	40	40	5	3
28	Hooghly	Champdani	188	2	186	50	50	40	40	4	3
29	Hooghly	Chandernagar	631	243	388	250	250	70	60	4	4
30	Hooghly	Dankuni	116	0	116	50	70	30	30	3	3
31	Hooghly	Hooghly Chinsurah	863	454	409	250	250	50	50	3	3
32	Hooghly	Konnagar	144	0	144	50	75	40	40	3	3
33	Hooghly	Rishra	326	1	325	100	100	50	40	3	2
34	Hooghly	Serampore	250	42	208	50	100	48	40	3	2
35	Hooghly	Tarakeswar	113	36	77	50	50	40	30	3	3
36	Hooghly	Uttarpara Kotrung	271	92	179	100	100	40	40	3	3
37	Howrah	Howrah	529	2	527	150	175	130	100	5	4

S.No	District	ULB Name	Total SHG Formed	No. Of SHGs are Credit Linked	GAP	SHG Credit linkage Target for the FY 2018-19	SHG Credit linkage Target for the FY 2019-20	SEP -I Target For the FY- 2018-19	SEP -I Target For the FY- 2019-20	SEP -G Target For the FY- 2018-19	SEP -G Target For the FY-2019-20
38	Howrah	Uluberia	601	111	490	150	165	50	50	5	4
39	Jalpaiguri	Dhupguri	326	47	279	100	100	30	30	3	3
40	Jalpaiguri	Mal	306	65	241	125	125	40	40	3	3
41	Jalpaiguri	Jalpaiguri	681	320	361	150	200	60	60	3	5
42	Jhargram	Jhargram	376	108	268	150	150	45	45	3	3
43	Kalimpong	Kalimpong	76	0	76	50	50	40	20	4	2
44	Kolkata	Kolkata	473	26	447	400	250	200	100	10	5
45	Malda	English Bazar	613	133	480	80	150	50	40	3	3
46	Malda	Old Malda	140	0	140	70	100	30	30	3	8
47	Murshidabad	Beldanga	232	0	232	200	150	28	25	4	3
48	Murshidabad	Berhampore	470	8	462	150	150	40	40	4	2
49	Murshidabad	Dhulian	485	89	396	150	225	40	50	4	4
50	Murshidabad	Domkal	762	0	762	80	150	42	20	4	4
51	Murshidabad	Jangipur	750	198	552	150	200	40	40	3	4
52	Murshidabad	Jiaganj Azimganj	332	49	283	175	175	48	48	4	4
53	Murshidabad	Kandi	604	0	604	30	100	30	20	3	2
54	Murshidabad	Murshidabad	375	16	359	125	125	40	20	4	4
55	Nadia	Birnagar	405	0	405	100	100	30	20	5	2
56	Nadia	Chakdah	434	77	357	100	125	40	25	4	4
57	Nadia	Cooper's Camp	302	5	297	50	80	40	30	5	3
58	Nadia	Gayespur	257	55	202	130	125	40	25	3	3
59	Nadia	Haringhata	472	225	247	80	100	54	20	3	3
60	Nadia	Kalyani	367	265	102	125	50	48	35	4	4
61	Nadia	Krishnanagar	689	79	610	250	250	52	50	3	2
62	Nadia	Nabadwip	691	117	574	150	190	42	42	3	3
63	Nadia	Ranaghat	415	157	258	125	125	30	35	3	3
64	Nadia	Santipur	683	116	567	125	190	30	35	3	3
65	Nadia	Taherpur	193	3	190	50	75	30	30	2	2
66	North 24 Parganas	Ashokenagar Kalyangarh	813	134	679	125	125	40	40	4	2
67	North 24 Parganas	Baduria	248	5	243	125	30	40	30	4	2
68	North 24 Parganas	Baranagar	353	44	309	100	100	50	40	4	3
69	North 24 Parganas	Barasat	595	74	521	200	200	42	40	4	2
70	North 24 Parganas	Barrackpore	642	21	621	100	125	45	30	4	3
71	North 24 Parganas	Basirhat	380	0	380	100	100	40	30	4	2
72	North 24 Parganas	Bhatpara	987	280	707	150	200	70	50	4	4
73	North 24 Parganas	Bidhannagar	211	0	211	100	100	100	50	3	3
74	North 24 Parganas	Bongaon	1314	372	942	300	300	50	50	6	5

ULB Wise SEP Target for the FY 2019-20

Sl. No.	District	Name of the ULBs	SHG Credit linkage Target for the FY 2019-20	SEP -I Target For the FY- 2019-20	SEP -G Target For the FY-2019- 20
1	Alipurduar	Alipurduar	100	40	5
33	Hooghly	Arambagh	120	40	3
11	Paschim Burdwan	Asansol MC	300	120	4
73	North 24 Parganas	Ashokenagar Kalyangarh	125	40	4
74	North 24 Parganas	Baduria	125	40	4
34	Hooghly	Baidyabati	50	40	4
25	Dakshin Dinajpur	Balurghat	150	50	5
2	Bankura	Bankura	177	55	5
35	Hooghly	Bansberia	150	40	4
75	North 24 Parganas	Baranagar	100	50	4
76	North 24 Parganas	Barasat	200	42	4
77	North 24 Parganas	Barrackpore	150	45	4
115	South 24 Parganas	Baruipur	50	40	4
78	North 24 Parganas	Basirhat	100	40	3
54	Murshidabad	Beldanga	100	20	4
55	Murshidabad	Berhampore	150	40	4
36	Hooghly	Bhadreswar	150	40	5
79	North 24 Parganas	Bhatpara	150	70	4
80	North 24 Parganas	Bidhannagar MC	100	100	3
62	Nadia	Birnagar	100	20	2
3	Bankura	Bishnupur	200	40	3
5	Birbhum	Bolpur	175	75	5
81	North 24 Parganas	Bongaon	300	50	6
116	South 24 Parganas	Budge Budge	50	40	4
26	Dakshin Dinajpur	Buniadpur	100	30	4
12	Purba Burdwan	Burdwan	262	90	8
63	Nadia	Chakdah	100	40	4
37	Hooghly	Champdany	50	40	4
38	Hooghly	Chandannagar MC	250	70	4
99	Paschim Medinipur	Chandrakona	40	20	3
107	Purba Medinipur	Contai	150	60	6
19	Cooch Behar	Cooch Behar	118	55	3
64	Nadia	Cooper's Camp	50	20	5
13	Purba Burdwan	Dainhat	80	20	5
122	Uttar Dinajpur	Dalkhola	100	50	4
39	Hooghly	Dankuni	50	30	3
28	Darjeeling	Darjeeling	10	10	1
56	Murshidabad	Dhulian	150	40	4
48	Jalpaiguri	Dhupguri	100	30	3
117	South 24 Parganas	Diamond Harbour	10	10	1
20	Cooch Behar	Dinhata	80	40	3
57	Murshidabad	Domkol	90	42	4
6	Birbhum	Dubrajpur	100	40	5
82	North 24 Parganas	Dum Dum	50	50	4
14	Paschim Burdwan	Durgapur	300	150	6
108	Purba Medinipur	Egra	100	40	2
52	Malda	English Bazar	80	50	3

ULB Wise SEP Target for the FY 2019-20

Sl. No.	District	Name of the ULBs	SHG Credit linkage Target for the FY 2019-20	SEP -I Target For the FY- 2019-20	SEP -G Target For the FY-2019- 20
7	Birbhum	Nalhati	170	50	5
92	North 24 Parganas	New Barrackpur	100	42	4
93	North 24 Parganas	North Barrackpore	150	42	4
94	North 24 Parganas	North Dum Dum	255	63	4
53	Malda	Old Malda	70	30	3
95	North 24 Parganas	Panihati	400	75	5
110	Purba Medinipur	Panskura	150	40	3
120	South 24 Parganas	Pujali	80	30	3
113	Purulia	Purulia	100	70	6
114	Purulia	Raghunathpur	50	25	3
125	Uttar Dinajpur	Raiganj	125	50	4
121	South 24 Parganas	Rajpur Sonarpur	300	100	4
106	Paschim Medinipur	Ramjibanpur	50	40	4
8	Birbhum	Rampurhat	175	60	5
70	Nadia	Ranaghat	125	30	3
42	Hooghly	Rishra	150	50	3
9	Birbhum	Sainthia	75	42	3
71	Nadia	Santipur	125	30	3
43	Hooghly	Serampore	50	48	3
32	Darjeeling	Siliguri	300	130	5
4	Bankura	Sonamukhi	100	40	4
96	North 24 Parganas	South Dum Dum	100	50	4
10	Birbhum	Suri	300	50	3
72	Nadia	Taherpur	50	30	2
97	North 24 Parganas	Taki	71	28	3
111	Purba Medinipur	Tamluk	71	50	4
44	Hooghly	Tarakeswar	50	40	3
98	North 24 Parganas	Titagarh	45	40	3
24	Cooch Behar	Tufanganj	115	30	3
47	Howrah	Uluberia	150	50	5
45	Hooghly	Uttarpara Kotrung	100	40	3
Total			16000	5900	460

Townwise Population Distribution on Caste Category

Source - SECC-2011	Total Population	SC		ST		Other		No caste/tribe	
Town name		No.	%	No.	%	No.	%	No.	%
7101 - Bankura(M)		137013	36203	26.42	1236	0.90	98497	71.89	1077
7103 - Bishnupur(M)	70166	17623	25.12	467	0.67	51904	73.97	171	0.24
7102 - Sonamukhi(M)	29442	8015	27.22	354	1.20	21061	71.53	12	0.04
Total Bankura	236621	61841	26.14	2057	0.87	171462	72.46	1260	0.53
7039 - Asansol(MCorp)	527144	76306	14.48	21369	4.05	426481	80.90	2988	0.57
7046 - Bardhaman(M)	299685	49734	16.60	4999	1.67	226412	75.55	18539	6.19
7044 - Dainhat(M)	24498	13256	54.11	8	0.03	11234	45.86	0	0.00
7042 - Durgapur(MCorp)	536364	105922	19.75	15852	2.96	403205	75.17	11385	2.12
7045 - Guskara(M)	35759	11572	32.36	1809	5.06	21692	60.66	686	1.92
7040 - Jamuria(M)	146174	39656	27.13	15144	10.36	91332	62.48	42	0.03
7047 - Kalna(M)	52867	16172	30.59	440	0.83	36155	68.39	100	0.19
7043 - Katwa(M)	83034	13985	16.84	187	0.23	68105	82.02	757	0.91
7038 - Kulti(M)	268320	60771	22.65	12980	4.84	194038	72.32	531	0.20
7048 - Memari(M)	42509	8321	19.57	1507	3.55	32122	75.57	559	1.32
7041 - Raniganj(M)	126555	24075	19.02	3958	3.13	95061	75.11	3461	2.73
Total Burdwan	2142909	419770	19.59	78253	3.65	1605837	74.94	39048	1.82
7037 - Bolpur(M)	78198	22511	28.79	1061	1.36	54548	69.76	78	0.10
7036 - Dubrajpur(M)	38441	9532	24.80	1124	2.92	27606	71.81	179	0.47
7032 - Nalhati(M)	41092	7268	17.69	503	1.22	33315	81.07	6	0.01
7033 - Rampurhat(M)	56318	16343	29.02	923	1.64	38910	69.09	142	0.25
7035 - Sainthia(M)	45366	12736	28.07	641	1.41	31442	69.31	547	1.21
7034 - Suri(M)	66605	15607	23.43	967	1.45	49571	74.43	460	0.69
Total Birbhum	326020	83997	25.76	5219	1.60	235392	72.20	1412	0.43
7022 - Balurghat(M)	151319	17930	11.85	4063	2.69	128074	84.64	1252	0.83
7021 - Gangarampur(M)	56014	21079	37.63	3042	5.43	31878	56.91	15	0.03
Total Dakshin Dinajpur	207333	39009	18.81	7105	3.43	159952	77.15	1267	0.61
7001 - Darjiling(M)	109269	10430	9.55	30873	28.25	67764	62.02	202	0.18
7002 - Kalimpong(M)	41856	6251	14.93	9841	23.51	25621	61.21	142	0.34
7004 - Kurseong(M)	24993	3198	12.80	6091	24.37	15629	62.53	75	0.30
7003 - Mirik(NA)	9461	724	7.65	3633	38.40	5103	53.94	1	0.01
7005 - Siliguri(MCorp)(Part) *	264362	31285	11.83	3871	1.46	225059	85.13	4147	1.57
Total Darjeeling	449941	51888	11.53	54309	12.07	339176	75.38	4567	1.02
7010 - Alipurduar(M)	62773	13282	21.16	505	0.80	48724	77.62	262	0.42
7009 - Dhupguri(M)	44208	16916	38.26	59	0.13	27232	61.60	1	0.00
7008 - Jalpaiguri(M)	100751	26112	25.92	1121	1.11	73440	72.89	77	0.08
7007 - Mal(M)	24826	3814	15.36	2022	8.14	18946	76.32	44	0.18
7006 - Siliguri(MCorp)(Part)	196471	43652	22.22	2953	1.50	148264	75.46	1602	0.82
Total Jalpaiguri	429029	103776	24.19	6660	1.55	316606	73.80	1986	0.46
7107 - Bally(M)	191983	15253	7.94	1597	0.83	174359	90.82	774	0.40
7108 - Haora(MCorp)	995982	70143	7.04	4864	0.49	891876	89.55	29099	2.92
7109 - Uluberia(M)	228861	38827	16.97	428	0.19	189606	82.85	0	0.00
Total Howrah	1416826	124223	8.77	6889	0.49	1255841	88.64	29873	2.11

Townwise Population Distribution on Caste Category

Source - SECC-2011 Town name	Total Population	SC		ST		Other		No caste/tribe	
		No.	%	No.	%	No.	%	No.	%
		7092 - Arambag(M)	65772	18320	27.85	1540	2.34	45907	69.80
7095 - Baidyabati(M)	128808	18756	14.56	1008	0.78	108965	84.59	79	0.06
7088 - Bansberia(M)	97293	31686	32.57	1144	1.18	61532	63.24	2931	3.01
7093 - Bhadreswar(M)	92579	20283	21.91	429	0.46	71867	77.63	0	0.00
7094 - Champdani(M)	106604	15940	14.95	705	0.66	89939	84.37	20	0.02
7090 - Chandannagar(MCorp)	162838	25877	15.89	772	0.47	100236	61.56	35953	22.08
7099 - Dankuni(M)	99130	11025	11.12	320	0.32	87785	88.56	0	0.00
7089 - Hugli-Chinsurah(M)	169706	31554	18.59	1256	0.74	133877	78.89	3019	1.78
7098 - Konnagar(M)	72298	4040	5.59	192	0.27	66717	92.28	1349	1.87
7097 - Rishra(M)	114369	7261	6.35	559	0.49	83498	73.01	23051	20.15
7096 - Serampore(M)	185378	16109	8.69	691	0.37	168378	90.83	200	0.11
7091 - Tarakeswar(M)	25926	5645	21.77	174	0.67	20107	77.56	0	0.00
7100 - UttarparaKotrung(M)	161184	16424	10.19	1498	0.93	143111	88.79	151	0.09
Total Hooghly	1481885	222920	15.04	10288	0.69	1181919	79.76	66758	4.50
7016 - Dinhat(M)	35523	6069	17.08	96	0.27	29164	82.10	194	0.55
7011 - Haldibari(M)	14377	5324	37.03	107	0.74	8924	62.07	22	0.15
7014 - KochBihar(M)	71434	13499	18.90	534	0.75	57095	79.93	306	0.43
7013 - Mathabhanga(M)	23680	6394	27.00	143	0.60	17111	72.26	32	0.14
7012 - Mekliganj(M)	8922	4636	51.96	70	0.78	4209	47.18	7	0.08
7015 - Tufanganj(M)	20892	5685	27.21	106	0.51	15059	72.08	42	0.20
Total Cooch Behar	174828	41607	23.80	1056	0.60	131562	75.25	603	0.34
16 - Kolkata	3847179	371970	9.67	16423	0.43	2391495	62.16	1067289	27.74
001 - ThakurpukurMahestola (Joka)	67503	21922	32.48	292	0.43	34912	51.72	10377	15.37
Total Kolkata	3914682	393892	10.06	16715	0.43	2426407	61.98	1077666	27.53
7024 - EnglishBazar(M)	224987	24830	11.04	3030	1.35	194412	86.41	2715	1.21
7023 - OldMalda(M)	76857	16925	22.02	476	0.62	58766	76.46	690	0.90
Total Malda	301844	41755	13.83	3506	1.16	253178	83.88	3405	1.13
7031 - Beldanga(M)	30480	2394	7.85	38	0.12	27925	91.62	123	0.40
7030 - Berhampore(M)	207763	33871	16.30	1482	0.71	171935	82.76	475	0.23
7025 - Dhulian(M)	98493	6645	6.75	113	0.11	90750	92.14	985	1.00
7026 - Jangipur(M)	88491	15832	17.89	82	0.09	72188	81.58	389	0.44
7027 - Jiaganj-Azimganj(M)	53347	14559	27.29	411	0.77	37997	71.23	380	0.71
7029 - Kandi(M)	54608	10945	20.04	213	0.39	43396	79.47	54	0.10
7028 - Murshidabad(M)	44275	14736	33.28	371	0.84	28920	65.32	248	0.56
Total Murshidabad	577457	98982	17.14	2710	0.47	473111	81.93	2654	0.46
7053 - Birnagar(M)	29672	11781	39.70	81	0.27	17776	59.91	34	0.11
7056 - Chakdaha(M)	93730	25777	27.50	2587	2.76	65348	69.72	18	0.02
7055 - CoopersCamp(NA)	19514	14966	76.69	1	0.01	4547	23.30	0	0.00
7058 - Gayespur(M)	56381	14021	24.87	1163	2.06	41197	73.07	0	0.00
7057 - Kalyani(M)	91737	49147	53.57	3448	3.76	39140	42.67	2	0.00
7050 - Krishnanagar(M)	147736	26489	17.93	772	0.52	118249	80.04	2226	1.51
7049 - Nabadwip(M)	142434	16528	11.60	784	0.55	125090	87.82	32	0.02
7054 - Ranaghat(M)	68371	11485	16.80	748	1.09	56092	82.04	46	0.07
7051 - Santipur(M)	147258	39619	26.90	2056	1.40	105423	71.59	160	0.11
7052 - Taherpur(NA)	21454	3248	15.14	27	0.13	18049	84.13	130	0.61
Total Nadia	818287	213061	26.04	11667	1.43	590911	72.21	2648	0.32

Townwise Population Distribution on Caste Category

Source - SECC-2011 Town name	Total Population	SC		ST		Other		No caste/tribe	
		No.	%	No.	%	No.	%	No.	%
7066 - AshokenagarKalyangarh(M)	120269	32421	26.96	793	0.66	86731	72.11	324	0.27
7074 - Baduria(M)	51193	8255	16.13	69	0.13	40597	79.30	2272	4.44
7080 - Baranagar(M)	197384	12968	6.57	1027	0.52	169286	85.76	14103	7.14
7075 - Barasat(M)	248937	50741	20.38	2711	1.09	191150	76.79	4335	1.74
7070 - Barrackpore(M)	146139	15714	10.75	1722	1.18	117053	80.10	11650	7.97
7069 - BarrackpurCantonment(CB)	11990	664	5.54	6	0.05	5607	46.76	5713	47.65
7086 - Basirhat(M)	124975	21331	17.07	287	0.23	103209	82.58	148	0.12
7063 - Bhatpara(M)	343774	49505	14.40	2469	0.72	287781	83.71	4019	1.17
7084 - Bidhannagar(M)	215975	42792	19.81	4211	1.95	164634	76.23	4336	2.01
7059 - Bongaon(M)	105138	36136	34.37	721	0.69	68092	64.76	189	0.18
7081 - DumDum(M)	91922	14794	16.09	853	0.93	75313	81.93	962	1.05
7067 - Garulia(M)	80366	14075	17.51	333	0.41	65947	82.06	11	0.01
7064 - Gobardanga(M)	44320	14968	33.77	585	1.32	28751	64.87	16	0.04
7065 - Habra(M)	141384	37129	26.26	1783	1.26	101261	71.62	1211	0.86
7060 - Halisahar(M)	116797	23888	20.45	552	0.47	92220	78.96	137	0.12
7079 - Kamarhati(M)	275332	16109	5.85	1718	0.62	256131	93.03	1366	0.50
7061 - Kanchrapara(M)	126333	27874	22.06	1755	1.39	95794	75.83	910	0.72
7072 - Khardah(M)	83669	4970	5.94	862	1.03	77735	92.91	102	0.12
7076 - Madhyamgram(M)	178721	23739	13.28	2043	1.14	152926	85.57	13	0.01
7085 - NabadigantaIndustrialTownshi	438	56	12.79	23	5.25	284	64.84	75	17.12
7062 - Naihati(M)	196820	23983	12.19	1298	0.66	170350	86.55	630	0.32
7077 - NewBarrackpore(M)	73283	21730	29.65	351	0.48	49030	66.91	2172	2.96
7068 - NorthBarrackpore(M)	134340	20280	15.10	1998	1.49	111472	82.98	590	0.44
7078 - NorthDumDum(M)	243012	37857	15.58	1591	0.65	202429	83.30	1135	0.47
7073 - Panihati(M)	315609	28713	9.10	3167	1.00	283722	89.90	7	0.00
7083 - RajarhatGopalpur(M)	384772	113005	29.37	2267	0.59	269500	70.04	0	0.00
7082 - SouthDumDum(M)	387310	45825	11.83	1424	0.37	337799	87.22	2262	0.58
7087 - Taki(M)	37889	12814	33.82	156	0.41	24869	65.64	50	0.13
7071 - Titagarh(M)	98187	13736	13.99	709	0.72	83546	85.09	196	0.20
Total North 24 Parganas	4576278	766072	16.74	37484	0.82	3713219	81.14	58934	1.29
7120 - Chandrakona(M)	24074	9604	39.89	419	1.74	14051	58.37	0	0.00
7122 - Ghatai(M)	52799	8199	15.53	422	0.80	43243	81.90	935	1.77
7124 - Jhargram(M)	62207	7524	12.10	6880	11.06	47235	75.93	568	0.91
7125 - Kharagpur(M)	186037	22648	12.17	7914	4.25	154508	83.05	967	0.52
020 - Kharagpur-I (Railway Settlement)	68535	16373	23.89	1950	2.85	50150	73.17	62	0.09
7121 - Kharar(M)	11970	3697	30.89	204	1.70	8069	67.41	0	0.00
7119 - Kshirpai(M)	17228	6702	38.90	1174	6.81	9276	53.84	76	0.44
7123 - Medinipur(M)	159412	15588	9.78	4300	2.70	138028	86.59	896	0.56
7118 - Ramjibanpur(M)	20401	7036	34.49	323	1.58	13039	63.91	1	0.00
Total Paschim Midnapur	602663	97371	16.16	23586	3.91	477599	79.25	3505	0.58

Townwise Population Distribution on Caste Category

Source - SECC-2011	Total Population	SC		ST		Other		No caste/tribe	
Town name		No.	%	No.	%	No.	%	No.	%
7130 - Contai(M)	105862	8316	7.86	414	0.39	97131	91.75	1	0.00
7129 - Egra(M)	30907	3865	12.51	592	1.92	26443	85.56	7	0.02
7128 - Haldia(M)	181124	34388	18.99	1443	0.80	145254	80.20	39	0.02
7126 - Panskura(M)	57638	5222	9.06	919	1.59	51435	89.24	62	0.11
7127 - Tamluk(M)	64333	4581	7.12	152	0.24	58798	91.40	802	1.25
Total Purba Mldnapur	439864	56372	12.82	3520	0.80	379061	86.18	911	0.21
7104 - Jhalda(M)	19615	6085	31.02	167	0.85	13363	68.13	0	0.00
7106 - Puruliya(M)	112699	28934	25.67	2902	2.58	80729	71.63	134	0.12
7105 - Raghunathpur(M)	23924	7481	31.27	107	0.45	16329	68.25	7	0.03
Total Purulia	156238	42500	27.20	3176	2.03	110421	70.67	141	0.09
7115 - Baruipur(M)	49845	14513	29.12	399	0.80	27255	54.68	7678	15.40
7112 - BudgeBudge(M)	75264	9633	12.80	197	0.26	62435	82.95	2999	3.98
7116 - DiamondHarbour(M)	40133	6615	16.48	33	0.08	29039	72.36	4446	11.08
7117 - JaynagarMazilpur(M)	22307	4686	21.01	8	0.04	15157	67.95	2456	11.01
7111 - Maheshtala(M)	424607	58721	13.83	1751	0.41	363971	85.72	161	0.04
7113 - Pujali(M)	34777	6045	17.38	4	0.01	28407	81.68	321	0.92
7114 - RajpurSonarpur(M)	394633	86134	21.83	3868	0.98	247112	62.62	57519	14.58
Total South 24 Parganas	1041566	186347	17.89	6260	0.60	773376	74.25	75580	7.26
7018 - Dalkhola(M)	37103	11936	32.17	858	2.31	24224	65.29	76	0.20
7017 - Islampur(M)	53929	9876	18.31	675	1.25	43336	80.36	42	0.08
7020 - Kaliaganj(M)	51224	15802	30.85	302	0.59	35073	68.47	47	0.09
7019 - Raiganj(M)	186490	33434	17.93	1846	0.99	151113	81.03	97	0.05
Total Uttar Dinajpur	328746	71048	21.61	3681	1.12	253746	77.19	262	0.08
STATE WEST BENGAL TOTAL (URBAN)	19623017	3116431	15.88	284141	1.45	14848776	75.67	1372480	6.99

State Name	Components/ Sub components	SC	ST	Other	Total	Woman	Minority	PWD	Financial Allocation	RFD Target
West Bengal	EST&P	4208	384	21908	26500	7950	3975	8536		

State Name	Components/ Sub components	SC	ST	Other	Total	Woman	Minority	PWD	Financial Allocation	RFD Target
West Bengal	SEP-I	318	29	1653	2000	600	300	15		

State Name	Components/ Sub components	No. Of Beneficiaries in assisted with loans	SC	ST	Other	Total	Woman	Minority	PWD	No of Group to be formed	RFD Target
West Bengal	SEP-G	500	79	7	413	500	150	75	5	50	

State Name	Components/ Sub components	Total No of SHGs to whom Loan is to be disbursed	No of Women SHGs to whom Loan is to be disbursed out of total	Annual Credit Target to all SHGs	Annual Credit target to women out of total	Total number of SHGs to whom loan is to be disbursed RFD target
West Bengal	SHG Bank Linkage	3500	3500	4375 Lakhs	4375 Lakhs	

State Name	Components/ Sub components	Number of SHG to be formed	Number of SHGs to be assisted by Revolving Fund	Number of ALFs to be formed	Number of ALFs to be assisted by Revolving Fund	Number of CLFs to be formed	Number of Basic Savings account to be opened	Number of Financial Literacy camps to be organized with	Number of CLC to be established	Number of SHGs to be formed RFD targets	Number of SHGs to be assisted by Revolving Fund with
West Bengal	SMAID	5000	7500	50	500	2	5000	100	10		

SUH In response to your email this is to inform you that the target of SUH for FY 2018-19 for West Bengal as communicated from MoHUA, Govt. of India is 25 Shelter (Construction)

Screen Shots of All Component Targets

ESTP State Target

S.No	State Name	SC	ST	Others	Total	Women	Minority	PWD	Financial Allocation(%)	RFD Target
------	------------	----	----	--------	-------	-------	----------	-----	-------------------------	------------

SEP4 State Target

S.No	State Name	SC	ST	Others	Total	Minority	Women	PWD	Financial Allocation(%)	RFD Target
------	------------	----	----	--------	-------	----------	-------	-----	-------------------------	------------

SEP-Q State Target

S.No	State Name	No of beneficiaries assisted with loans	SC	ST	Others	Total	Minority	Women	PWD	No of Groups to be formed	RFD Target
------	------------	---	----	----	--------	-------	----------	-------	-----	---------------------------	------------

SMID State Target

Select Financial Year

Select Financial Year

Show

Financial Year : 2018-19

S.No	State Name	No of SHGs to be assisted with Revolving Fund	No of SHGs to be assisted with Revolving Fund	No of ALFs to be assisted with Revolving Fund	No of CLFs to be Formed	No of Basic Savings Accounts to be opened	No of Financial Literacy Camps to be organised with banks	No of CLCs to be established	No of SHGs to be Formed	No of SHGs to be assisted with Revolving Fund RFD Target
------	------------	---	---	---	-------------------------	---	---	------------------------------	-------------------------	--

SMID SHG Bank Linkage Target Central to State

Select Financial Year

Select Financial Year

Show

Financial Year : 2018-19

S.No	State Name	Total no of SHG to whom loan is to be disbursed	No of women SHG to whom loan is to be disbursed out of total	Annual credit target to all SHG	Annual credit target to women out of total	Total no of SHG to whom loan is to be disbursed RFD Target
------	------------	---	--	---------------------------------	--	--

SUH State Target

Financial Year :

Select Financial Year

Show

Financial Year : 2018-19

S.No	State Name	Shelters to be opened for Construction	Shelters to be opened for Refurbishment	OAW
------	------------	--	---	-----

SUSV State Target

Financial Year :

Select Financial Year

Show

Financial Year : 2018-19

S.No	State Name	No. of cities to be covered for street vendor survey	No. of cities street vending plans to be prepared	No. of vendor market to be developed
------	------------	--	---	--------------------------------------



Director SULM <wbsulm@gmail.com>

Urgent: Component Wise Targets for SPARK

2 messages

Rituparna Banerjee <ritu.hrcb.nulm@gmail.com>

Thu, Jan 24, 2019 at 5:19 PM

To: MD MEPMA <mdmepma@apmepma.gov.in>, SULM CG <sulmchhattisgarh@gmail.com>, bihar_sulm@yahoo.com, SULM Bihar <daysulmbihar@gmail.com>, Sandesh Sail <gsuda.apo@gmail.com>, "DY DIRECTOR G.U.L.M." <nulm.gujarat@gmail.com>, "Hareshkumar B Brahmhatt(GoG-UDD Dept.)" <dydir-gulm-gnr@gujarat.gov.in>, suda haryana <suda.haryana@yahoo.co.in>, suda haryana <sudsh7@yahoo.co.in>, SULM Himachal Pradesh <himachal.sulm@gmail.com>, hudd-jk@nic.in, jharkhandsulm@gmail.com, KARNATAKA DAY NULM <karnataka.sulm@gmail.com>, NULM Kerala SMMU <nulmkerala@gmail.com>, Kerala SULM <kerala.sulm@gmail.com>, Madhya Pradesh SULM <madhyapradesh-sulm@mpurban.gov.in>, NULM - MAHARASHTRA <nulmmaharashtra@gmail.com>, suda odisha <sudaodisha1990@gmail.com>, Punjab PSULM <punjabsulm@gmail.com>, pddlb dlb <pdlsgrajasthan@gmail.com>, Tnulm Ho <tnulmho@gmail.com>, Mdmepma Telangana <mdmepma.ts@gmail.com>, Suda Uk <directorsudauk@gmail.com>, SMMU NULM <nulmsudauk@gmail.com>, SUDA NULM <nulmup@gmail.com>, Director SULM <wbsulm@gmail.com>, assam.sulm@gmail.com, Taring Darang <jdcumse@gmail.com>, muda impfal <mudamanipur@gmail.com>, Director MUDA <meghalaya.sulm@gmail.com>, Mizo SMMU NULM <mizonulm@gmail.com>, nagaland.sulm@gmail.com, DirectorUrban Tripura <directorurbantripura@gmail.com>, udhdsikkim udhd <udhdsikkim@gmail.com>, sikkim.sulm@gmail.com, odfreeportblair@gmail.com, jspwdud@gmail.com, NULM Chandigarh <nulm.chd@gmail.com>, Dnhpda Dnhpda <dnhpda@gmail.com>, atpdaman@gmail.com, dirlad.pon@nic.in, "Sh. J.P. Agrawal" <mc.samajiksuvihadasangam@gmail.com>, spldoc.sss@gmail.com, dirsudauk@gmail.com, Silvassa Municipal Council <silvassamunicipalcouncil@gmail.com>

Cc: Arvind Kumar <arvind.nulmestp@gmail.com>, Megha Mathur <meghaiec.nulm@gmail.com>, Rakesh Ranjan <rakesh.nulm@gmail.com>, Mayank Mishra <mayankmishra.nulm@gmail.com>, Taposh nulm <taposh.nulmestp@gmail.com>, Ganesh Kumar <ganeshestp.nulm@gmail.com>, janardan nulm <janardan.nulmsmid@gmail.com>, ravi solanki <ravi.nulmmis@gmail.com>, Hemant Kumar <hemant.nulmsmid@gmail.com>, NIRAJ KUMAR <neeraj.kumar3@gov.in>, Yogendra Awana <dir-nulm@gov.in>

Dear All,

You all are requested to update and fill up the fields as provided in the attached Screen Shot file in which fields under each component is provided. The details needs to be sent to the relevant NMMs by tomorrow, 25.01.2019, 11 am asap. Please treat this as very urgent since it relates to SPARK ranking. The targets provided by States/UTs will be verified with NULM-MIS.

Therefore, all are requested to send the required information filled for each component after due diligence.

--

Regards,

Rituparna Banerjee
National Mission Manager- HR & Capacity Building
National Urban Livelihoods Mission
Ministry of Housing & Urban Affairs
Room no.646-A, Nirman Bhawan,
New Delhi - 110 011
Contact: 9477501199

All Component Targets.pdf
99K

Director SULM <wbsulm@gmail.com>

Fri, Jan 25, 2019 at 12:31 PM

Draft To: Rituparna Banerjee <ritu.hrcb.nulm@gmail.com>

F.No. G.24011/2/2018-UPA-I-UD (EFS-9041375)

Government of India
Ministry of Housing & Urban Affairs
(UPA Division)

Nirman Bhavan
New Delhi 110011

Dated 28th May, 2018

To
Principal Secretary/Secretary of
All States/UTs
(in charge of DAY – NULM)

Subject: Physical targets under different components of Deendayal Antyodaya Yojana
– National Urban Livelihoods Mission (DAY-NULM) for the F.Y. 2018-19 –
regarding.


Sir/Madam,

With reference to the subject mentioned above, it is to inform that the Annual Action Plan for the F.Y. 2018-19 for implementation of DAY-NULM submitted by your State / UT has been approved with modifications, keeping in view the past performance, as well as the objectives of the DAY-NULM. The State/UT-wise physical targets approved by Hon'ble Minister (HUA), for the year 2018-19 under DAY-NULM are enclosed. The State/UT may allocate targets across the ULBs and go ahead with implementation of the Annual Action Plan for the F.Y. 2018-19.

2. The expenditure under DAY-NULM may, however, be limited to the allocation made for the F.Y. 2018-19 (copy enclosed). Release of funds over and above the financial allocation will depend on availability of additional funds with the Ministry, and also submission of requisite documents by the States, utilisation of funds already available with the State, achievement of targets.

Encl: as above.


Yours faithfully,


(Niraj Kumar)
Director (UPA)
Tel.: 23062850

Copy to: Mission Director, NULM of all States / UTs

Copy also to:

- 1 PPS to Secretary (HUA)
- 2 PS to JS (UPA)
- 3 PS to JS & FA
- 4 CCA, M/o HUA
- 5 Dir (UPA) / DS (UPA), M/o HUA
- 6 Dir (Budget), M/o HUA
- 7 Dir (Coordn), M/o HUA
- 8 Technical Director, NIC, with the request for uploading the same on the website of DAY-NULM


(Niraj Kumar)
Director (UPA)

Targets for various components under DAY-NULM for the F.Y. 2018-19

S. No.	Name of States/UTs	SM&ID		EST&P Skill Training of Urban Poor	SEP		SUH Operation alisation of Shelters	SUSV Completi on of Street Vendor Survey
		Forma tion of SHGs	Disburseme nt of Revolving Fund		Assistanc e under SEP (I&G)	SHGs Bank Linkage		
1	Andhra Pradesh	3000	4000	50000	20000	65000	10	70
2	Arunachal Pradesh	40	50	1000	50	50	0	1
3	Assam	2000	2500	7000	285	400	2	3
4	Bihar	3500	2500	15000	2200	2130	30	98
5	Chhattisgarh	3000	3000	10000	4300	2000	10	77
6	Goa	200	300	2000	50	50	0	14
7	Gujarat	5300	3700	30000	2500	1800	16	43
8	Haryana	1000	610	15000	750	720	1	80
9	Himachal Pradesh	500	500	2000	320	110	5	23
10	Jammu & Kashmir	500	520	3000	3000	200	5	10
11	Jharkhand	3000	2000	25000	2100	430	34	44
12	Karnataka	3000	1300	15000	3120	2000	35	64
13	Kerala	3000	5000	3600	1200	4800	3	0
14	Madhya Pradesh	4000	5000	25000	15200	1600	2	10
15	Maharashtra	10000	6500	62500	7400	2700	57	259
16	Manipur	800	800	1000	55	55	0	13
17	Meghalaya	150	50	1700	30	50	2	3
18	Mizoram	65	50	3800	500	60	9	6
19	Nagaland	340	50	1700	110	60	0	1
20	Odisha	2000	5000	4700	2750	2400	10	103
21	Punjab	2000	800	6500	1400	480	8	4
22	Rajasthan	3700	3000	7500	4000	1120	75	3
23	Sikkim	20	10	2000	20	10	0	2
24	Tamil Nadu	10000	10000	21000	16000	10000	70	0
25	Telangana	2500	5800	20000	2700	25415	6	9
26	Tripura	120	100	1600	280	100	0	15
27	Uttar Pradesh	5000	5000	17000	10200	2750	19	32
28	Uttarakhand	300	200	11000	1200	230	3	16
29	West Bengal	5000	8000	26500	2500	3500	25	6
30	A & N Island	5	10	200	10	10	0	1
31	Chandigarh	90	60	1300	70	70	0	0
32	D & N Haveli	10	10	0	10	10	0	0
33	Daman & Diu	10	10	0	10	10	0	0
34	Delhi	750	500	4300	600	600	2	2
35	Puducherry	100	70	500	80	80	0	1
	Grand Total	75000	77000	398400	105000	131000	439	1014

রাজ্য নগর উন্নয়ন সংস্থা

STATE URBAN DEVELOPMENT AGENCY

“ইলগাস ভবন”, এইচ-সি ব্লক, সেক্টর-৩, বিধাননগর, কলকাতা-৭০০ ১০৬, পশ্চিমবঙ্গ
 “ILGUS BHAVAN”, H-C Block, Sector - III, Bidhannagar, Kolkata - 700 106, West Bengal

ক্রমিক নং SUDA-46/2014(PT-I)/298
 From: - Director, SUDA &
 Mission Director, WBSULM

তারিখ 18/05/2018

To: - 1. The Mayor / Chairman
Municipal Corporation/ Municipality.

Sub: - Target of SM & ID and SEP Components under NULM for the Financial Year 2018-19

Sir,

We have enclosed herewith the Target for different sub components of SM & ID and SEP Component under NULM for the financial year 2018-19.

Here it is pertinent to mention that for **SEP- I, SEP-G and SHG Credit Linkage** the number of target is disbursement of Loan. The ULB will decide about the number of Loan Cases which have to be sponsored in different Branches of the Banks for achieving the target number of disbursement of loan. An amendment on the has come

Amendment for SEP- G:-

- Eligibility:** it is mentioned that the group enterprise (SEP-G) should have minimum 2 members with minimum of 70% members from Urban Poor families. More than one person from the same family should not be included in the group.
- Project Cost:** The Group will be eligible for maximum loan of Rs. 2 Lakh per member or Rs.10 Lakh, whichever is lower.

For SM&ID Component

- For formation of SHGs it is mandatory that 70% beneficiaries should come from the urban BPL Household list and 30% beneficiaries from Khadya Suraksha list.
- The ULB should not form more than targeted number of SHGs.
- ALF Should form in the ward where the ALF is not yet formed.
- Registration of ALF is necessary for releasing Revolving fund.
- Release the Revolving fund to the ALF and SHGs and update the same in the MIS portal.

You are requested to circulate the said target among the stakeholders Like the Lead District Manager of the Lead Bank of your district, Branches of the Banks who are providing banking services in the jurisdiction of the ULBs, Resource Organisations etc so that we can monitor their activity and achieve the target within the time schedule.

Encl: - As Stated

Yours faithfully,


 Director, SUDA
 &

Mission Director, WBSULM

দুরভাষ : ২৩৫৮ ৬৪০৩ / ৫৭৬৭, ফ্যাক্স : ২৩৫৮ ৫৮০০

Tel : 2358 6403/5767, Fax : 2358 5800, E-mail : wbsudadir@gmail.com


Account Section : 2358 6408

Memo No. – SUDA-46/2014 (Part- I)/*292/1(3)*

Date: *18*..05/2018

Copy forwarded for Information to;

1. PA to the Principal Secretary, UD & MA Department , Government of West Bengal
2. The Commissioner/ City Project Officer, NULM (You are Requested to take Necessary Action)
.....Municipal Corporation.
3. Executive Officer/ City Project Officer, NULM (You are Requested to take Necessary Action)
..... Municipality.


Director, SUDA
&
Mission Director, WBSULM



রাজ্য নগর উন্নয়ন সংস্থা

SUDA

STATE URBAN DEVELOPMENT AGENCY

“ইলগাস ভবন”, এইচ-সি ব্লক, সেক্টর-৩, বিধাননগর, কলকাতা-৭০০ ১০৬, পশ্চিমবঙ্গ
“ILGUS BHAVAN”, H-C Block, Sector - III, Bidhannagar, Kolkata - 700 106, West Bengal

ক্রমিক নং SUDA-46/2014 (Part-1)/278

তারিখ 15/05/2018

From: - Director, SUDA &
Mission Director, WBSULM

To: - General Manager (FI & Prisec) and Convener-SLBC
Lead Bank Division, United Bank of India, Head Office
11, Hemanta Basu Sarani, Kolkata-700001

Sub: Bank Branch Wise, Bank Wise, District Wise and ULB wise Target of Self
Employment Programme under NULM for the Financial Year 2018-19

Sir,

Kindly find we have enclosed herewith the Bank Branch Wise, Bank Wise, District Wise and ULB wise Target of Self Employment Programme (SEP) under NULM for the Financial Year 2018-19 for your kind information and taking necessary action.

Encl.:- 1. As stated.

Yours faithfully,


Director, SUDA

&

Mission Director, WBSULM

Memo No. : SUDA-46/2014 (Part - I)/2078/1(1)

Date: 15/05/2018

Copy forwarded for Information to;

1. The PA to the Principal Secretary, UD & MA Dept., Govt. Of West Bengal


Director, SUDA

&

Mission Director, WBSULM

দূরভাষ : ২৩৫৮ ৬৪০৩ / ৫৭৬৭, ফ্যাক্স : ২৩৫৮ ৫৮০০

Tel : 2358 6403/5767, Fax : 2358 5800, E-mail : wbsudadir@gmail.com

Account Section : 2358 6408

District Wise SEP Target for the FY 2018-19

Sl. No.	District	SHG Credit linkage Target for the FY 2018-19	SEP -I Target For the FY-2018-19	SEP -G Target For the FY - 2018-19
1	ALIPURDUAR	40	5	100
2	BANKURA	135	12	477
3	BIRBHUM	317	26	995
4	COOCH BEHAR	237	18	563
5	DAKSHIN DINAJPUR	120	12	450
6	DARJEELING	190	11	380
7	HOOGHLY	568	46	1470
8	HOWRAH	180	10	300
9	JALPAIGURI	130	9	375
10	JHARGRAM	50	4	150
11	KALIMPONG	40	4	50
12	KOLKATA	110	6	384
13	MALDA	80	6	150
14	MURSHIDABAD	290	30	1040
15	NADIA	406	35	1285
16	NORTH 24PARGANAS	1272	94	3671
17	PASCHIM BARDDHAMAN	270	10	600
18	PASCHIM MEDINIPUR	337	27	878
19	PURBA BARDDHAMAN	290	29	707
20	PURBA MEDINIPUR	240	18	721
21	PURULIA	113	11	192
22	SOUTH 24PARGANAS	285	22	600
23	UTTAR DINAJPUR	200	15	462
Total		5900	460	16000

Bank Wise SEP Target for the FY 2018-19

Sl. No.	Name of the Bank	SEP -I Target For the FY- 2018 - 19	SEP -G Target For the FY - 2018- 19	SHG Credit linkage Target for the FY 2018- 19
1	Agriculture and Rural Development Bank	5	0	4
2	ALLAHABAD BANK	724	70	2378
3	ANDHRA BANK	53	1	120
4	AXIS BANK LTD	28	2	45
5	BANDHAN BANK	18	1	20
6	BANGIYA GRAMIN VIKASH BANK	208	18	576
7	BANK OF BARODA	277	21	625
8	BANK OF INDIA	443	36	1064
9	BANK OF MAHARASHTRA	1	0	0
10	CANARA BANK	187	13	433
11	CENTRAL BANK OF INDIA	214	22	526
12	CO OPERATIVE BANK	87	9	510
13	CORPORATION BANK	10	1	54
14	DENA BANK	45	3	134
15	HDFC Bank Ltd.	10	0	8
16	ICICI BANK LIMITED	21	0	6
17	IDBI BANK LTD.	120	9	401
18	INDIAN BANK	65	4	130
19	INDIAN OVERSEAS BANK	100	14	357
20	ORIENTAL BANK OF COMMERCE	67	3	140
21	PASCHIM BANGA GRAMIN BANK	62	8	113
22	PUNJAB AND SIND BANK	8	0	81
23	PUNJAB NATIONAL BANK	175	14	518
24	STATE BANK OF INDIA	764	48	1855
25	SYNDICATE BANK	105	7	207
26	UCO BANK	423	33	1092
27	UNION BANK OF INDIA	242	14	497
28	UNITED BANK OF INDIA	1348	101	3713
29	UTTAR BANGA KSHETRIYA GRAMIN BANK	58	8	299
30	VIJAYA BANK	19	0	47
31	WEST BENGAL STATE COOPERATIVE BANK LTD.	13	0	47
Total		5900	460	16000

ULB Wise SEP Target for the FY 2018-19

Sl. No.	District	Name of the ULBs	SHG Credit linkage Target for the FY 2018-19	SEP -I Target For the FY- 2018-19	SEP -G Target For the FY-2018-19
1	Alipurduar	Alipurduar	100	40	5
2	Bankura	Bankura	177	55	5
3	Bankura	Bishnupur	200	40	3
4	Bankura	Sonamukhi	100	40	4
5	Birbhum	Bolpur	175	75	5
6	Birbhum	Dubrajpur	100	40	5
7	Birbhum	Nalhati	170	50	5
8	Birbhum	Rampurhat	175	60	5
9	Birbhum	Sainthia	75	42	3
10	Birbhum	Suri	300	50	3
19	Cooch Behar	Cooch Behar	118	55	3
20	Cooch Behar	Dinhata	80	40	3
21	Cooch Behar	Haldibari	50	40	3
22	Cooch Behar	Mathabhanga	100	42	3
23	Cooch Behar	Mekliganj	100	30	3
24	Cooch Behar	Tufanganj	115	30	3
25	Dakshin Dinajpur	Balurghat	150	50	5
26	Dakshin Dinajpur	Buniadpur	100	30	4
27	Dakshin Dinajpur	Gangarampore	200	40	3
28	Darjeeling	Darjeeling	10	10	1
30	Darjeeling	Kurseong	50	30	2
31	Darjeeling	Mirik	20	20	3
32	Darjeeling	Siliguri	300	130	5
33	Hooghly	Arambagh	120	40	3
34	Hooghly	Baidyabati	50	40	4
35	Hooghly	Bansberia	150	40	4
36	Hooghly	Bhadreswar	150	40	5
37	Hooghly	Champdany	50	40	4
38	Hooghly	Chandannagar MC	250	70	4
39	Hooghly	Dankuni	50	30	3
40	Hooghly	Hooghly Chinsurah	250	50	4
41	Hooghly	Konnagar	50	40	3
42	Hooghly	Rishra	150	50	3
43	Hooghly	Serampore	50	48	3
44	Hooghly	Tarakeswar	50	40	3
45	Hooghly	Uttarpara Kotrung	100	40	3
46	Howrah	Howrah MC	150	130	5
47	Howrah	Uluberia	150	50	5
48	Jalpaiguri	Dhupguri	100	30	3
49	Jalpaiguri	Mal	125	40	3
50	Jalpaiguri	Jalpaiguri	150	60	3
101	Jhargram	Jhargram	150	50	4
29	Kalimpong	Kalimpong	50	40	4
51	Kolkata	Kolkata	384	110	6
52	Malda	English Bazar	80	50	3
53	Malda	Old Malda	70	30	3
54	Murshidabad	Beldanga	100	20	4

ULB Wise SEP Target for the FY 2018-19

Sl. No.	District	Name of the ULBs	SHG Credit linkage Target for the FY 2018-19	SEP -I Target For the FY- 2018-19	SEP -G Target For the FY-2018-19
55	Murshidabad	Berhampore	150	40	4
56	Murshidabad	Dhulian	150	40	4
57	Murshidabad	Domkol	90	42	4
58	Murshidabad	Jangipur	150	40	3
59	Murshidabad	Jiaganj-Azinganj	175	48	4
60	Murshidabad	Kandi	100	20	3
61	Murshidabad	Murshidabad	125	40	4
62	Nadia	Birnagar	100	20	2
63	Nadia	Chakdah	100	40	4
64	Nadia	Cooper's Camp	50	20	5
65	Nadia	Gayeshpur	130	40	3
66	Nadia	Haringhata	80	54	3
67	Nadia	Kalyani	125	48	4
68	Nadia	Krishnanagar	250	52	3
69	Nadia	Nabadwip	150	42	3
70	Nadia	Ranaghat	125	30	3
71	Nadia	Santipur	125	30	3
72	Nadia	Taherpur	50	30	2
73	North 24 Parganas	Ashokenagar Kalyangarh	125	40	4
74	North 24 Parganas	Baduria	125	40	4
75	North 24 Parganas	Baranagar	100	50	4
76	North 24 Parganas	Barasat	200	42	4
77	North 24 Parganas	Barrackpore	150	45	4
78	North 24 Parganas	Basirhat	100	40	3
79	North 24 Parganas	Bhatpara	150	70	4
80	North 24 Parganas	Bidhannagar MC	100	100	3
81	North 24 Parganas	Bongaon	300	50	6
82	North 24 Parganas	Dum Dum	50	50	4
83	North 24 Parganas	Garulia	50	30	2
84	North 24 Parganas	Gobardanga	150	30	3
85	North 24 Parganas	Habra	160	50	3
86	North 24 Parganas	Halisahar	100	50	3
87	North 24 Parganas	Kamarhati	260	60	3
88	North 24 Parganas	Kanchrapara	40	25	3
89	North 24 Parganas	Khurdah	100	60	3
90	North 24 Parganas	Madhyamgram	250	70	4
91	North 24 Parganas	Naihati	40	30	2
92	North 24 Parganas	New Barrackpur	100	42	4
93	North 24 Parganas	North Barrackpore	150	42	4
94	North 24 Parganas	North Dum Dum	255	63	4
95	North 24 Parganas	Panihati	400	75	5
96	North 24 Parganas	South Dum Dum	100	50	4
97	North 24 Parganas	Taki	71	28	3
98	North 24 Parganas	Titagarh	45	40	3
11	Paschim Burdwan	Asansol MC	300	120	4
14	Paschim Burdwan	Durgapur	300	150	6

ULB Wise SEP Target for the FY 2018-19

Sl. No.	District	Name of the ULBs	SHG Credit linkage Target for the FY 2018-19	SEP -I Target For the FY- 2018-19	SEP -G Target For the FY-2018- 19
100	Paschim Medinipur	Ghatal	100	45	3
102	Paschim Medinipur	Kharagpur	300	92	5
103	Paschim Medinipur	Kharar	38	20	4
104	Paschim Medinipur	Khirpai	100	40	4
105	Paschim Medinipur	Medinipur	250	80	4
106	Paschim Medinipur	Ramjibanpur	50	40	4
12	Purba Burdwan	Burdwan	262	90	8
13	Purba Burdwan	Dainhat	80	20	5
15	Purba Burdwan	Gushkara	100	50	5
16	Purba Burdwan	Kalna	65	50	3
17	Purba Burdwan	Katwa	100	50	5
18	Purba Burdwan	Memari	100	30	3
107	Purba Medinipur	Contai	150	60	6
108	Purba Medinipur	Egra	100	40	2
109	Purba Medinipur	Haldia	250	50	3
110	Purba Medinipur	Panskura	150	40	3
111	Purba Medinipur	Tamluk	71	50	4
112	Purulia	Jhaida	42	18	2
113	Purulia	Purulia	100	70	6
114	Purulia	Raghunathpur	50	25	3
115	South 24 Parganas	Baruipur	50	40	4
116	South 24 Parganas	Budge Budge	50	40	4
117	South 24 Parganas	Diamond Harbour	10	10	1
118	South 24 Parganas	Jainagar-Mazilpur	30	20	2
119	South 24 Parganas	Maheshtala	80	45	4
120	South 24 Parganas	Pujali	80	30	3
121	South 24 Parganas	Rajpur Sonarpur	300	100	4
122	Uttar Dinajpur	Dalkhola	100	50	4
123	Uttar Dinajpur	Islampur	125	50	4
124	Uttar Dinajpur	Kaliaganj	112	50	4
125	Uttar Dinajpur	Raiganj	125	50	4
Total			16000	5900	460

ULB-wise Target of SM&ID component under DAY-NULM for the year of 2018-19

Sl. No.	Name of the ULBs	District	Target for 2018-2019				
			SHG Formation	ALF Formation	CLF Formation	Financial Literacy Camp	City Livelihood Centre (CLC)
1	Alipurduar	Alipurduar	50	0	1	2	0
2	Bankura	Bankura	50	2	1	2	0
3	Bishnupur	Bankura	30	1	0	2	1
4	Sonamukhi	Bankura	30	0	1	2	0
5	Asansol MC	Barddhaman	100	10	0	4	0
6	Burdwan	Barddhaman	100	0	0	2	0
7	Dainhat	Barddhaman	30	1	0	2	0
8	Durgapur	Barddhaman	150	10	0	2	1
9	Gushkara	Barddhaman	30	0	0	2	0
10	Kalna	Barddhaman	30	2	0	2	1
11	Katwa	Barddhaman	30	1	0	2	1
12	Memari	Barddhaman	30	2	0	2	1
13	Bolpur	Birbhum	30	2	0	2	0
14	Dubrajpur	Birbhum	50	5	0	2	1
15	Nalhati	Birbhum	20	1	0	2	1
16	Rampurhat	Birbhum	30	1	0	2	1
17	Sainthia	Birbhum	30	2	0	2	1
18	Suri	Birbhum	30	1	0	2	0
19	Cooch Behar	Cooch Behar	50	3	0	4	0
20	Dinhata	Cooch Behar	50	2	0	2	0
21	Haldibari	Cooch Behar	30	1	0	2	0
22	Mathabhanga	Cooch Behar	20	1	0	2	1
23	Mekliganj	Cooch Behar	50	1	0	2	1
24	Tufanganj	Cooch Behar	30	1	0	2	1
25	Balurghat	Dakshin	30	1	1	2	0
26	Buniadpur	Dakshin	20	3	0	2	1
27	Gangarampore	Dakshin	30	1	0	2	1
28	Darjeeling	Darjeeling	30	1	0	2	0
29	Kalimpong	Darjeeling	30	3	0	2	0
30	Kurseong	Darjeeling	30	2	0	2	0
31	Mirik	Darjeeling	30	1	0	2	1

32	Siliguri	Darjeeling	100	5	0	2	0
33	Arambagh	Hooghly	50	3	0	2	0
34	Baidyabati	Hooghly	100	5	0	2	0
35	Bansberia	Hooghly	50	1	1	2	0
36	Bhadreswar	Hooghly	20	3	0	2	0
37	Champdany	Hooghly	70	7	0	2	1
38	Chandannagar	Hooghly	50	5	0	2	1
39	Dankuni	Hooghly	30	1	0	2	0
40	Hooghly	Hooghly	50	2	0	2	0
41	Konnagar	Hooghly	20	5	0	2	1
42	Rishra	Hooghly	40	2	0	2	1
43	Serampore	Hooghly	50	1	0	2	0
44	Tarakeswar	Hooghly	30	2	0	2	1
45	Uttarpara	Hooghly	25	2	0	4	0
46	Howrah MC	Howrah	200	20	0	2	1
47	Uluberia	Howrah	100	2	0	4	0
48	Dhupguri	Jalpaiguri	15	0	1	2	0
49	Mal	Jalpaiguri	20	0	1	2	0
50	Jalpaiguri	Jalpaiguri	50	0	1	2	0
51	Kolkata	Kolkata	200	0	1	2	1
52	English Bazar	Malda	50	2	0	2	0
53	Old Malda	Malda	30	0	1	2	0
54	Beldanga	Murshidabad	30	0	1	2	0
55	Berhampore	Murshidabad	50	0	1	2	0
56	Dhulian	Murshidabad	30	1	0	2	1
57	Domkol	Murshidabad	30	0	1	2	1
58	Jangipur	Murshidabad	30	0	0	2	1
59	Jiaganj-	Murshidabad	30	0	1	2	0
60	Kandi	Murshidabad	30	2	0	2	1
61	Murshidabad	Murshidabad	50	1	1	2	0
62	Birnagar	Nadia	20	0	1	2	0
63	Chakdah	Nadia	30	2	1	2	1
64	Cooper's Camp	Nadia	30	0	0	2	0
65	Gayeshpur	Nadia	30	2	0	2	0
66	Haringhata	Nadia	30	2	0	2	1
67	Kalyani	Nadia	20	2	0	2	0
68	Krishnanagar	Nadia	50	1	1	2	0
69	Nabadwip	Nadia	50	3	0	2	0
70	Ranaghat	Nadia	40	2	0	2	0

71	Santipur	Nadia	40	3	1	2	0
72	Taherpur	Nadia	30	1	1	2	0
73	Ashokenagar	North 24	50	1	0	2	0
74	Baranagar	North 24	30	2	0	2	0
75	Barasat	North 24	50	2	0	2	0
76	Barrackpore	North 24	30	2	0	2	0
77	Basirhat	North 24	40	2	0	2	0
78	Bhatpara	North 24	50	3	0	2	0
79	Bidhannagar	North 24	150	5	0	2	1
80	Bongaon	North 24	30	3	1	4	0
81	Dum Dum	North 24	20	3	0	2	0
82	Habra	North 24	40	0	1	2	0
83	Halisahar	North 24	70	1	0	2	1
84	Kamarhati	North 24	40	1	0	2	0
85	Kanchrapara	North 24	30	5	0	2	0
86	Khardah	North 24	30	2	0	2	1
87	Madhyamgram	North 24	50	0	1	2	0
88	Naihati	North 24	30	1	0	2	0
89	North	North 24	30	2	0	2	0
90	North Dum	North 24	30	3	1	2	0
91	Panihati	North 24	30	1	0	2	1
92	South Dum	North 24	30	5	0	2	1
93	Titagarh	North 24	30	2	0	2	1
94	Baduria	North 24-	50	3	0	2	0
95	Garulia	North 24-	30	1	0	2	0
96	Gobardanga	North 24-	30	2	0	2	0
97	New Barrackpur	North 24-	50	4	0	2	0
98	Taki	North 24-	30	1	0	2	1
99	Chandrakona	Paschim	30	2	0	2	0
100	Ghatal	Paschim	50	2	0	2	1
101	Jhargram	Paschim	50	3	1	2	1
102	Kharagpur	Paschim	40	1	0	2	0
103	Kharar	Paschim	20	1	0	2	1
104	Khirpai	Paschim	30	1	0	2	1
105	Midnapore	Paschim	30	0	1	2	0
106	Ramjibanpur	Paschim	30	1	0	2	1
107	Contai	Purba	30	0	1	2	0
108	Egra	Purba	30	1	1	2	0
109	Haldia	Purba	20	3	0	2	0

110	Panskura	Purba	30	3	0	2	1
111	Tamralipta	Purba	30	1	0	2	0
112	Jhalda	Purulia	30	2	0	2	1
113	Purulia	Purulia	50	1	0	2	0
114	Raghunathpur	Purulia	30	2	0	4	1
115	Maheshtala	South 24	40	4	0	2	0
116	Rajpur Sonarpur	South 24	30	0	1	2	0
117	Baruipur	South 24-	30	3	0	2	1
118	Budge Budge	South 24-	50	2	0	2	1
119	Diamond	South 24-	20	1	0	2	0
120	Jainagar-	South 24-	30	2	0	2	0
121	Pujali	South 24-	20	1	0	2	0
122	Dalkhola	Uttar Dinajpur	30	1	0	2	0
123	Islampur	Uttar Dinajpur	50	2	0	2	0
124	Kaliaganj	Uttar Dinajpur	30	1	0	2	0
125	Raiganj	Uttar Dinajpur	20	10	0	2	0
Total :			5240	260	21	262	45

Note:- Under Sub component of SM&ID Component - " Building Community Institutions – Self Help Groups and their Fedarations " ... Formations of Self Help Groups and their Fedarations will be counted after Account opening of SHGs , ALFs and CLFs

সুডা

SUDA

রাজ্য নগর উন্নয়ন সংস্থা
STATE URBAN DEVELOPMENT AGENCY

“ইলগাস ভবন”, এইচ-সি ব্লক, সেক্টর-৩, বিধাননগর, কলকাতা-৭০০ ১০৬, পশ্চিমবঙ্গ
“ILGUS BHAVAN”, H-C Block, Sector - III, Bidhannagar, Kolkata - 700 106, West Bengal

ক্রমিক নং SUDA-46/2014(PT-I)/1620

তারিখ 12.03.2018

From: - Director, SUDA &
Mission Director, WBSULM

To: - Archana Mittal
Director (UPA -I)
Ministry of Housing & Urban Poverty Alleviation
Nirman Bhavan, New Delhi -1110011

**Subject: - Submission of Modified Annual Action Plan for the FY-2018-19 for Implementation of
DAY-NULM**

Ref.:- K-14014/4/2016-UPA, eOffice F.No. - 3017641 Dated 01/03/2018

Madam,

A meeting was held on 08/03/2018 at 2 P.M at your place on Annual Action Plan for the FY 2018-19 for implementation of DAY-NULM for our State. In the meeting it was requested to submit the realistic and achievable AAP for the FY 2018-19. Accordingly we have revised the AAP for the said Financial Year and enclosed herewith the same for your kind perusal.

Encl.: As stated.

Yours faithfully,

Director, SUDA
&

Mission Director, WBSULM

দূরভাষ : ২৩৫৮ ৬৪০৩ / ৫৭৬৭, ফ্যাক্স : ২৩৫৮ ৫৮০০

Tel : 2358 6403/5767, Fax : 2358 5800, E-mail : wbsudadir@gmail.com

Account Section : 2358 6408

**DEENDAYAL ANTYODAYA YOJANA - NATIONAL URBAN LIVELIHOODS MISSION
(DAY-NULM)
ANNUAL ACTION PLAN FOR THE PERIOD 2018-19
FOR THE STATE OF WEST BENGAL**

1: Financial Status of funds released under DAY-NULM

(Amount Rs. In lakh)

Sl. No.	Description	Central	State	Total
1	Opening Balance FY 2017-18	1474.03	0	1474.03
2	Funds Allocated for FY2017-18	4038.98	2692.65	6731.63
3	Funds released till 31 st March 17 during 2017-18	1751.44	2649.62	4401.06
4	Funds spent till 28 th Feb.2017 during 2017-18	3225.47	2163.37	5388.84
5	Expected expenditure till 31 st March 2018	0	295	295
6	Expected balance as on 1 st April 2018	0	234.28	234.28

2. Details of Utilization certificates pending for DAY-NULM

(Amount Rs. In lakh)

Financial year	Amount released by M/oHUPA under NULM	UCs submitted to M/oHUPA by the State	UCs pending		
			Whether Annual audited accounts with Final UCs submitted		
Financial year	Amount released by M/o HUPA under DAY-NULM	Provisional UCs submitted to M/o HUPA by the state	Yes/No	Utilization of funds as per Final UC	If No, likely date of submission
Up to 2015-16	5376.77	Submitted	No		
2016-17	830.85	Submitted	Yes	Yes	
2017-18	1751.44	Submitted			

3. Targets under DAY-NULM (2018-19)

I. Social Mobilisation & Institution & Development

(Amount Rs. In lakh)

S. No	DAY-NULM Component	Outputs	Quarter wise targets				Total Target for 2018-19	Proposed Total Expenditure (Rs.)
			Q1	Q2	Q3	Q4		
(1)	(2)	(3)	(4)	(5)	(6)	(7)	(8)	(9)
		(A) No. of Old SHGs to be strengthened	5000	5000	5000	5000	20000	1000.00
		(B) No. of new SHGs to be formed	500	1000	2000	1500	5000	500.00
		(C) Fund for RO for their last years completed works					10000	600.00
		(D) No. of SHGs to be assisted with RF*	2000	2500	2500	1000	8500	850.00
		(E) No. of ALFs to be formed	10	10	10	20	50	0
		(F) No. of ALFs to be assisted with RF**	100	150	350	200	800	400.00
		(G) No. of old CLCs to be supported	30	10	20	20	81	413.00
		(H) No. of New CLCs to be established	4	2	2	2	10	70.00
		Sub-total (A+B+C+D+E+F+G) in Rs.						3833.00

*All the SHGs which are more than 3 months old (including SHGs formed during previous years) may be provided with RF support.

** All the registered ALFs (including ALFs formed during previous years) may be provided RF support.

II Employment through Skill Training & Placement

(Amount Rs. In lakh)

S. No	DAY-NULM Component	Outputs	Quarter-wise Target				Total Target for 2018-19	Proposed Total Expenditure (Rs.)	% of total Allocation on DAY-NULM
			(4)						
(1)	(2)	(3)	Q1	Q2	Q3	Q4	(5)	(6)	(7)
2	Employment through Skill Training & Placement	(i) No. of candidates undergoing training as on 1.4.2018 (a) MES Course (b) SSC course (c) Others (d) Total					25000	2478.65	
		(ii) No. of candidates to be sent for skill training in 2018-19 (a) MES Course (b) SSC course (c) Others (d) Total	3000	3000	3000	3000	12000	3000.00	
		(iii) No. of candidates who will complete skill training by 31.3.2018 (a) MES Course (b) SSC course (c) Others (c) Total					26500		
		(iv) No. of candidates to be issued certificates (a) MES Course (b) SSC course (c) Others (d) Total	9000	10000	10000	8000	37000	370.00	
		(v) No. of candidates to be placed in wage/employment (a) MES Course (b) SSC course (c) Other (d) Total	500	800	500	600	2400		

S No	DAY-NULM Component	Outputs	Quarter-wise Target				Total Target for 2018- 19	Proposed Total Expenditure (Rs.)	% of total Allocation on DAY- NULM
			(4)						
(1)	(2)	(3)	Q1	Q2	Q3	Q4	(5)	(6)	(7)
		No. Of candidates to be placed in self- employment							
		(a) MES Course	1600	2000	3000	1500	8100		
		(b) SSC course							
		(c) Others							
		(d) Total							
		Sub- total (in Rs.)						5848.65	36.38

II Capacity Building & Training

(Amount Rs. In lakh)

Outputs	Total No. of Cities	Positioned as on date		Cumulative Target* 2018-19			Proposed expenditure during 2018-19	% of total expenditure on DAY-NULM (Central + State Share)
		Phase-I	Phase-II	Phase-I	Phase-II	Total		
Recruitment of SMMU specialists	HQ	5		1			100000	
		Phase-I	Phase-II	Phase-I	Phase-II	Total		
Recruitment of CMMU specialists	88	92	20	43	40	83	83	
Recruitment of COs	125	181	76	147	29	176	176	
Training of Specialists and COs						480	24.00	
Salary of SMMs, CMMs, COs, Accountants, DEO and Multitasking helper							2236.48	
Sub Total (In Rs.)							2519.48	15.67

* State may give the cumulative target to be positioned / sanctioned as per norms.

IV. SELF EMPLOYMENT PROGRAMME
(Amount Rs. In lakh)

S. No	DAY-NULM Component	Outputs	Quarter-wise Targets (Nos.)				Total Target for 2018—19 (in Nos.)	Amount of loan to be disbursed (Rs.)	Amount of subsidy to be released (Rs.)
			Q1	Q2	Q3	Q4			
(1)	(2)	(3)	(4)	(5)	(6)	(7)	(8) = (4+5+6+7)	(9)	(10)
3	Self Employment Programme	No. of beneficiaries assisted – individual enterprises through Task Force Committee (TFC).(A)	400	600	600	400	2000	1600	93
		No. of beneficiaries assisted – individual enterprises through MUDRA convergence (B)	400	600	600	400	2000	1600	93
		No. of beneficiaries assisted – individual enterprises (A+B)	800	1200	1200	800	4000	3200	196
		No. of groups and number of beneficiaries assisted – group enterprises through Task Force Committee (TFC). (C)	100	150	150	100	500	1000	25
		No. of groups and number of beneficiaries assisted – group enterprises through MUDRA convergence. (D)	100	150	150	100	500	1000	25
		No. of groups and number of beneficiaries assisted – group enterprises. (C+D)	200	300	300	200	1000	2000	50
		No. of SHGs to be covered under SHG-Bank Linkage Programme. (E)	1000	1500	1500	1000	5000	7500	970.00
Sub-Total (A+B+C+D+E)								1216.00	

V. Scheme of Shelters for Urban Homeless (SUH)

(Amount Rs. In lakh)

Out puts	Total Cities/ towns	Number of homeless identified	Expenditure to conduct survey	Central Share (Rs.)	% of total expenditure on DAY-NULM
1.1.Number of cities/ towns where Third Party Homeless survey is completed	NA	NA			
1.2.Number of cities/ towns where Third Party Homeless survey is proposed to be conducted	125	-	70	42	
Sanction of Project proposals	Total Targets	Expenditure on setting up of Shelters in 2018-19	Expenditure on O&M & Training for 2018-19	Central Share (Rs.)	% of total expenditure on DAY-NULM
2.1.New Construction	20	2400	0	1440	
2.2. Refurbishment					
2.3. O&M only					
2.4.Number for shelters likely to be functional (requires O&M cost)	25		150	90	
2.5. Number of ongoing shelters require O&M cost.	6		36	21.6	
2.6. Number of training programmes/ work shop proposed to be conducted for SMMU/CMMU/Cos/Shelter Staff	5		3	1.8	
Sub Total 1+2 (In Rs.)		2400	259	1595.4	16.54

VI. Support to Urban Street Vendors

(Amount Rs. In lakh)

	Total Target 2018-19	Proposed Total Expenditure (Rs.)	Central Share (In Rs.)	% of total expenditure on DAY- NULM
Number of cities where street vendors survey is completed				
Number of cities where street vendors survey is under progress (A)				
Number of cities where street vendors survey is proposed to be started (B)				
Number of cities where the street vendor survey is proposed to be completed (A+B)				
Number of Cities for which Street Vending Plan is under progress (C)				
Number of Cities for which Street Vending Plan proposed (D)				

	Total Target 2018-19	Proposed Total Expenditure (Rs.)	Central Share (In Rs.)	% of total expenditure on DAY- NULM
Number of cities where the Street Vending Plan is proposed to be completed (C+D)				
Number of Vending Market Development is proposed				
Number of Vending Market Development is proposed to be completed				
Number of capacity building programmes to be conducted for street vendors				
Number of street vendors to be covered under SHG				
Number of street vendors to be trained under EST&P				
Number of individual loans (under SEP-I and Mudra) is to be facilitated for street vendors				
Number of Group loans (under SEP-G) is to be facilitated for street vendors				
Number of credit cards to be issued to street vendors				
Number of street vendors to be covered under social security scheme				
Number of cities where Town Vending Committee (TVC) formation is under progress				
Number of cities where TVC formation is proposed to be completed				
Sub Total (In Rs.)	00	00	00	00

Grand Total: - Rs. 16076.13 Lakh

Contact details:

State Secretary i/c of DAY-NULM

Name : Shri Onker Singh Meena
 Designation : Secretary, UD&MA Department, Govt of West Bengal
 Mailing Address : Nagarayan Bhavan, Block-DF-8, Sector-I, Salt Lake City, Kolkata, West Bengal 700064
 Office Number(s) :
 Cell Number(s) :
 E-mail address : meenaonkar@gmail.com

Mission Director i/c of DAY-NULM

Name : Sutanu Prasad Kar
 Designation : Director, SUDA and Mission Director, WBSULM
 Mailing Address : HB-305, AB Rd, HC Block, Sector III, Salt Lake City, Kolkata, West Bengal 700106
 Office Number(s):
 Cell Number(s) : 09830241553
 E-mail address : wbsulm@gmail.com

সুডা

SUDA

রাজ্য নগর উন্নয়ন সংস্থা
STATE URBAN DEVELOPMENT AGENCY

“ইলগাস ভবন”, এইচ-সি ব্লক, সেক্টর-৩, বিধাননগর, কলকাতা-৭০০ ১০৬, পশ্চিমবঙ্গ
“ILGUS BHAVAN”, H-C Block, Sector - III, Bidhannagar, Kolkata - 700 106, West Bengal

ক্রমিক নং SUDA-46/2014(PE-I)/1585

তারিখ 07.03.2018

From: - Director, SUDA &
Mission Director, WBSULM

To: - Archana Mittal
Director (UPA -I)
Ministry of Housing & Urban Poverty Alleviation
Nirman Bhavan, New Delhi -1110011


Subject: - Annual Action Plan for the FY-2018-19 for Implementation of DAY-NULM
Ref.:- K-14014/4/2016-UPA, eOffice F.No. - 3017641 Dated 01/03/2018

Madam,

In reference to your mail, we have enclosed herewith the Annual Action Plan for the financial year 2018-19 for implementation of DAY-NULM for your kind perusal.

Encl.: As stated.

Yours faithfully,


Director, SUDA
&

Mission Director, WBSULM

দূরভাষ : ২৩৫৮ ৬৪০৩ / ৫৭৬৭, ফ্যাক্স : ২৩৫৮ ৫৮০০

Tel : 2358 6403/5767, Fax : 2358 5800, E-mail : wbsudadir@gmail.com

Account Section : 2358 6408

**DEENDAYAL ANTYODAYA YOJANA - NATIONAL URBAN LIVELIHOODS MISSION
(DAY-NULM)
ANNUAL ACTION PLAN FOR THE PERIOD 2018-19
FOR THE STATE OF WEST BENGAL**

1: Financial Status of funds released under DAY-NULM

(Amount Rs. In lakh)

Sl. No.	Description	Central	State	Total
1	Opening Balance FY 2017-18	1474.03	0	1474.03
2	Funds Allocated for FY2017-18	4038.98	2692.65	6731.63
3	Funds released till 31 st March 17 during 2017-18	1751.44	2649.62	4401.06
4	Funds spent till 28 th Feb.2017 during 2017-18	3225.47	2163.37	5388.84
5	Expected expenditure till 31 st March 2018	0	295	295
6	Expected balance as on 1 st April 2018	0	234.28	234.28

2. Details of Utilization certificates pending for DAY-NULM

(Amount Rs. In lakh)

Financial year	Amount released by M/oHUPA under NULM	UCs submitted to M/oHUPA by the State	UCs pending		
Up to 2015-16	5376.77	Submitted	No		
Financial year	Amount released by M/o HUPA under DAY-NULM	Provisional UCs submitted to M/o HUPA by the state	Whether Annual audited accounts with Final UCs submitted		
			Yes/No	Utilization of funds as per Final UC	If No, likely date of submission
2016-17	830.85	Submitted	Yes	Yes	
2017-18	1751.44	Submitted			

3. Targets under DAY-NULM (2018-19)

I. Social Mobilisation & Institution & Development

(Amount Rs. In lakh)

S. No	DAY-NULM Component	Outputs	Quarter wise targets				Total Target for 2018-19	Proposed Total Expenditure (Rs.)
			Q1	Q2	Q3	Q4		
(1)	(2)	(3)	(4)	(5)	(6)	(7)	(8)	(9)
		(A) No. of Old SHGs to be strengthened	5000	5000	5000	5000	20000	1500.00
		(B) No. of new SHGs to be formed	500	1000	2000	1500	5000	500.00
		(C) Committed Expenditure for RO					10000	1000.00
		(D) No. of SHGs to be assisted with RF*	2000	4000	3800	3026	12826	1282.60
1	Social Mobilisation & Institution Development	(E) No. of ALFs to be formed	10	10	10	20	50	0
		(F) No. of ALFs to be assisted with RF**	100	150	350	200	800	400
		(G) No. of old CLCs to be supported	30	10	20	20	81	413
		(H) No. of New CLCs to be established	4	2	2	2	10	70
		Sub-total (A+B+C+D+E+F+G) in Rs.						5165.6

*All the SHGs which are more than 3 months old (including SHGs formed during previous years) may be provided with RF support.

** All the registered ALFs (including ALFs formed during previous years) may be provided RF support.

II. Employment through Skill Training & Placement

(Amount Rs. In lakh)

S. No	DAY-NULM Component	Outputs	Quarter-wise Target				Total Target for 2018-19	Proposed Total Expenditure (Rs.)	% of total Allocation on DAY-NULM
			(4)						
(1)	(2)	(3)	Q1	Q2	Q3	Q4	(5)	(6)	(7)
2	Employment through Skill Training & Placement	(i) No. of candidates undergoing training as on 1.4.2018 (a)MES Course (b) SSC course (c) Others (d) Total					25000	2728.65	
		(ii) No. of candidates to be sent for skill training in 2018-19 (a) MES Course (b) SSC course (c) Others (d) Total	3750	3750	3750	3750	15000	3750.00	
		(iii) No. of candidates who will complete skill training by 31.3.2018 (a) MES Course (b) SSC course (c) Others (c) Total					26500		
		(iv) No. of candidates to be issued certificates (a) MES Course (b) SSC course (c) Others (d) Total	3000	4000	5000	3000	15000	150	
		(v) No. of candidates to be placed in wage/employment (a) MES Course (b) SSC course	500	800	500	600	2400		

S. No	DAY-NULM Component	Outputs	Quarter-wise Target				Total Target for 2018-19	Proposed Total Expenditure (Rs.)	% of total Allocation on DAY-NULM
			(4)						
(1)	(2)	(3)	Q1	Q2	Q3	Q4	(5)	(6)	(7)
		(c) Other							
		(d) Total							
		No. Of candidates to be placed in self-employment							
		(a) MES Course							
		(b) SSC course	1600	2000	3000	1500	8100		
		(c) Others							
		(d) Total							
		Sub- total (in Rs.)						6628.65	35.96

III. Capacity Building & Training

(Amount Rs. In lakh)

Outputs	Total No. of Cities	Positioned as on date		Cumulative Target* 2018-19			Proposed expenditure during 2018-19	% of total expenditure on DAY-NULM (Central + State Share)
		Phase-I	Phase-II	Phase-I	Phase-II	Total		
Recruitment of SMMU specialists	HQ	5		1			100000	
		Phase-I	Phase-II	Phase-I	Phase-II	Total		
Recruitment of CMMU specialists	88	92	20	43	40	83	83	
Recruitment of COs	125	181	76	147	29	176	176	
Training of Specialists and COs						480	24.00	
Salary of SMMs, CMMs, COs, Accountants, DEO and Multitasking helper							2236.48	
Sub Total (In Rs.)							2519.48	13.67

* State may give the cumulative target to be positioned / sanctioned as per norms.

IV. SELF EMPLOYMENT PROGRAMME							(Amount Rs. In lakh)		
S. No	DAY-NULM Component	Outputs	Quarter-wise Targets (Nos.)				Total Target for 2018—19 (in Nos.)	Amount of loan to be disbursed (Rs.)	Amount of subsidy to be released (Rs.)
			Q1	Q2	Q3	Q4			
(1)	(2)	(3)	(4)	(5)	(6)	(7)	(8) = (4+5+6+7)	(9)	(10)
3	Self Employment Programme	No. of beneficiaries assisted – individual enterprises through Task Force Committee (TFC). (A)	400	600	600	400	2000	1600	93
		No. of beneficiaries assisted – individual enterprises through MUDRA convergence (B)	400	600	600	400	2000	1600	93
		No. of beneficiaries assisted – individual enterprises (A+B)	800	1200	1200	800	4000	3200	196
		No. of groups and number of beneficiaries assisted – group enterprises through Task Force Committee (TFC). (C)	100	150	150	100	500	1000	50
		No. of groups and number of beneficiaries assisted – group enterprises through MUDRA convergence. (D)	100	150	150	100	500	1000	50
		No. of groups and number of beneficiaries assisted – group enterprises. (C+D)	200	300	300	200	1000	2000	100
		No. of SHGs to be covered under SHG-Bank Linkage Programme. (E)	1000	1500	1500	1000	5000	7500	1164
Sub-Total (A+B+C+D+E)								1460.00	

V. Scheme of Shelters for Urban Homeless (SUH)

(Amount Rs. In lakh)

Out puts	Total Cities/ towns	Number of homeless identified	Expenditure to conduct survey	Central Share (Rs.)	% of total expenditure on DAY-NULM
1.1.Number of cities/ towns where Third Party Homeless survey is completed	NA	NA			
1.2.Number of cities/ towns where Third Party Homeless survey is proposed to be conducted	125	-	70	42	
Sanction of Project proposals	Total Targets	Expenditure on setting up of Shelters in 2018-19	Expenditure on O&M & Training for 2018-19	Central Share (Rs.)	% of total expenditure on DAY-NULM
2.1.New Construction	20	2400	0	1440	
2.2. Refurbishment					
2.3. O&M only					
2.4.Number for shelters likely to be functional (requires O&M cost)	25		150	90	
2.5. Number of ongoing shelters require O&M cost.	6		36	21.6	
2.6. Number of training programmes/ work shop proposed to be conducted for SMMU/CMMU/Cos/Shelter Staff	5		3	1.8	
Sub Total 1+2 (In Rs.)		2400	259	1595.4	14.43

VI. Support to Urban Street Vendors

(Amount Rs. In lakh)

	Total Target 2018-19	Proposed Total Expenditure (Rs.)	Central Share (In Rs.)	% of total expenditure on DAY- NULM
Number of cities where street vendors survey is completed				
Number of cities where street vendors survey is under progress (A)				
Number of cities where street vendors survey is proposed to be started (B)				
Number of cities where the street vendor survey is proposed to be completed (A+B)				
Number of Cities for which Street Vending Plan is under progress (C)				
Number of Cities for which Street Vending Plan proposed (D)				

	Total Target 2018-19	Proposed Total Expenditure (Rs.)	Central Share (In Rs.)	% of total expenditure on DAY- NULM
Number of cities where the Street Vending Plan is proposed to be completed (C+D)				
Number of Vending Market Development is proposed				
Number of Vending Market Development is proposed to be completed				
Number of capacity building programmes to be conducted for street vendors				
Number of street vendors to be covered under SHG				
Number of street vendors to be trained under EST&P				
Number of individual loans (under SEP-I and Mudra) is to be facilitated for street vendors				
Number of Group loans (under SEP-G) is to be facilitated for street vendors				
Number of credit cards to be issued to street vendors				
Number of street vendors to be covered under social security scheme				
Number of cities where Town Vending Committee (TVC) formation is under progress				
Number of cities where TVC formation is proposed to be completed				
Sub Total (In Rs.)	00	00	00	00

Grand Total: - Rs. 18432.73 Lakh

Contact details:

State Secretary i/c of DAY-NULM

Name : Shri Onker Singh Meena
 Designation : Secretary, UD&MA Department, Govt of West Bengal
 Mailing Address : Nagarayan Bhavan, Block-DF-8, Sector-I, Salt Lake City, Kolkata, West Bengal 700064
 Office Number(s) :
 Cell Number(s) :
 E-mail address : meenaonkar@gmail.com

Mission Director i/c of DAY-NULM

Name : Sutanu Prasad Kar
 Designation : Director, SUDA and Mission Director, WBSULM
 Mailing Address : HB-305, AB Rd, HC Block, Sector III, Salt Lake City, Kolkata, West Bengal 700106
 Office Number(s):
 Cell Number(s) : 09830241553
 E-mail address : wbsulm@gmail.com

F. No. K-14014/4/2016-UPA/ eoffice F.No- 3017641

Government of India

Ministry of Housing and Urban Poverty Alleviation

(NULM Division)

Room No: 307, C-wing,
Nirman Bhawan, New Delhi
Dated 1st March, 2018

To,

All States/UTs
Mission Director – DAY-NULM
(Except-Gujarat, Maharashtra)

Sub: Submission of Annual Action Plan (AAP) for Deendayal Antyodaya Yojana - National Urban Livelihoods Mission (DAY-NULM) for 2018-19 - reg.


With reference to the subject cited above, the format for Annual Action Plan 2018-19 for DAY-NULM is enclosed. Tentative Budgetary Allocation for the year 2018-19 for the States/UTs under DAY-NULM is annexed. This shall be in addition to the unspent balance available with the State at the end of 2017-18. Annual Action Plan for 2018-19 may be prepared accordingly as per funds available.

2. A meeting has been scheduled on **8th March, 2018 at 2:00 p.m. in Room No. 120-G, NBO Conference Hall, Nirman Bhawan** to discuss the Annual Action Plan 2018-19 and to finalise the targets under all components. Special focus during the meeting will be on skilling targets. You are therefore requested to make it convenient to attend or depute a person competent to decide the final targets for the meeting.

3. Soft copy of the Annual Action Plan 2018-19 in the given format may be furnished latest by 6th March, 2018 at dupa-mhupa@gov.in and dir-nulm@nic.in.

4. The matter may kindly be accorded **TOP PRIORITY**.

Yours faithfully,


(Archana Mittal)
Director, (NULM-I)
Tel: 2306 2127

Encl: as above

Copy to:-

1. PS to JS (NULM)
2. PS to Director (NULM-I)
3. PS to DS(NULM-II)
4. All NMMU experts

Tentative Budgetary Allocation 2018-19 under DAY-NULM

(Rs in lakhs)

S. No.	Name of States/UTs	Tentative budgetary allocation 2018-19
1	Andhra Pradesh	3043.77
2	Bihar	6761.61
3	Chhatisgarh	1899.51
4	Goa	65.60
5	Gujarat*	0.00
6	Haryana	2282.39
7	Himachal Pradesh	224.65
8	Jammu & Kashmir	455.22
9	Jharkhand	1345.22
10	Karnataka	4801.78
11	Kerala	1621.51
12	Madhya Pradesh	4759.53
13	Maharashtra*	0.00
14	Odisha	2436.85
15	Punjab	1514.51
16	Rajasthan	3526.89
17	Tamil Nadu	10854.05
18	Telangana	1333.39
19	Uttarakhand	727.12
20	Uttar Pradesh	8716.98
21	West Bengal	4982.77
22	Delhi	245.63
23	Puducherry	33.37
24	A & N Islands	7.23
25	Chandigarh	117.77
26	D & N Haveli	11.44
27	Daman & Diu	9.83
28	Assam	1723.71
29	Arunachal Pradesh	214.39
30	Manipur	354.40
31	Meghalaya	191.73
32	Mizoram	376.13
33	Nagaland	387.48
34	Sikkim	63.18
35	Tripura	672.96
	Grand Total	65762.61

*Note:- No funds allocated to Gujarat and Maharashtra since sufficient unspent balances are available with them from previous years.

F. No. K-14014/4/2016-UPA/ eoffice F.No- 3017641

Government of India
Ministry of Housing and Urban Poverty Alleviation
(NULM Division)

Room No: 307, C-wing,
Nirman Bhawan, New Delhi
Dated 1st March, 2018

To,

All States/UTs
Mission Director – DAY-NULM
(Except-Gujarat, Maharashtra)

Sub: Submission of Annual Action Plan (AAP) for Deendayal Antyodaya Yojana - National Urban Livelihoods Mission (DAY-NULM) for 2018-19 - reg.

With reference to the subject cited above, the format for Annual Action Plan 2018-19 for DAY-NULM is enclosed. Tentative Budgetary Allocation for the year 2018-19 for the States/UTs under DAY-NULM is annexed. This shall be in addition to the unspent balance available with the State at the end of 2017-18. Annual Action Plan for 2018-19 may be prepared accordingly as per funds available.

2. A meeting has been scheduled on **8th March, 2018 at 2:00 p.m. in Room No. 120-G, NBO Conference Hall, Nirman Bhawan** to discuss the Annual Action Plan 2018-19 and to finalise the targets under all components. Special focus during the meeting will be on skilling targets. You are therefore requested to make it convenient to attend or depute a person competent to decide the final targets for the meeting.
3. Soft copy of the Annual Action Plan 2018-19 in the given format may be furnished latest by 6th March, 2018 at dupa-mhupa@gov.in and dir-nulm@nic.in.
4. The matter may kindly be accorded **TOP PRIORITY**.

Yours faithfully,

A Mittal
(Archana Mittal)
Director, (NULM-I)
Tel: 2306 2127

Encl: as above

Copy to:-

1. PS to JS (NULM)
2. PS to Director (NULM-I)
3. PS to DS(NULM-II)
4. All NMMU experts

Tentative Budgetary Allocation 2018-19 under DAY-NULM

(Rs in lakhs)

S. No.	Name of States/UTs	Tentative budgetary allocation 2018-19
1	Andhra Pradesh	3043.77
2	Bihar	6761.61
3	Chhatisgarh	1899.51
4	Goa	65.60
5	Gujarat*	0.00
6	Haryana	2282.39
7	Himachal Pradesh	224.65
8	Jammu & Kashmir	455.22
9	Jharkhand	1345.22
10	Karnataka	4801.78
11	Kerala	1621.51
12	Madhya Pradesh	4759.53
13	Maharashtra*	0.00
14	Odisha	2436.85
15	Punjab	1514.51
16	Rajasthan	3526.89
17	Tamil Nadu	10854.05
18	Telangana	1333.39
19	Uttarakhand	727.12
20	Uttar Pradesh	8716.98
21	West Bengal	4982.77
22	Delhi	245.63
23	Puducherry	33.37
24	A & N Islands	7.23
25	Chandigarh	117.77
26	D & N Haveli	11.44
27	Daman & Diu	9.83
28	Assam	1723.71
29	Arunachal Pradesh	214.39
30	Manipur	354.40
31	Meghalaya	191.73
32	Mizoram	376.13
33	Nagaland	387.48
34	Sikkim	63.18
35	Tripura	672.96
	Grand Total	65762.61

*Note:- No funds allocated to Gujarat and Maharashtra since sufficient unspent balances are available with them from previous years.

**DEENDAYAL ANTYODAYA YOJANA - NATIONAL URBAN LIVELIHOODS MISSION
(DAY-NULM)
ANNUAL ACTION PLAN FOR THE PERIOD 2018-19
FOR THE STATE/UT OF _____**

1: Financial Status of funds released under DAY-NULM

(Rs. In Lakh)

S. No.	Description	Central	State	Total
1	Opening Balance FY 2017-18			
2	Funds Allocated for FY2017-18			
3	Funds released till 31 st March 17 during 2017-18			
4	Funds spent till 28 th Feb.2017 during 2017-18			
5	Expected expenditure till 31 st March 2018			
6	Expected balance as on 1 st April 2018			

2. Details of Utilization certificates pending for DAY-NULM

(Rs. In Lakh)

Financial year	Amount released by M/o HUPA under NULM	UCs submitted to M/o HUPA by the State	UCs pending		
Up to 2015-16					
Financial year	Amount released by M/o HUPA under DAY-NULM	Provisional UCs submitted to M/o HUPA by the state	Whether Annual audited accounts with Final UCs submitted		
			Yes/No	Utilization of funds as per Final UC	If No, likely date of submission
2016-17					
2017-18					

3. Targets under DAY-NULM (2018-19)

I. Social Mobilisation & Institution & Development

S. No	DAY-NULM Component	Outputs	Quarter wise targets				Total Target for 2018-19	Proposed Total Expenditure (Rs.)
			Q1	Q2	Q3	Q4		
(1)	(2)	(3)	(4)	(5)	(6)	(7)	(8)	(9)
		(A) No. of Old SHGs to be strengthened						
		(B) No. of new SHGs to be formed						
		(C) No. of SHGs to be assisted with RF*						
		(D) No. of ALFs to be formed						
		(E) No. of ALFs to be assisted with RF**						
		(F) No. of old CLCs to be supported						
		(G) No. of New CLCs to be established						
Sub-total (A+B+C+D+E+F+G) in Rs.								

*All the SHGs which are more than 3 months old (including SHGs formed during previous years) may be provided with RF support.

** All the registered ALFs (including ALFs formed during previous years) may be provided RF support.

II. Employment through Skill Training & Placement

S. No	DAY-NULM Component	Outputs	Quarter-wise Target				Total Target for 2018-19	Proposed Total Expenditure (Rs.)	% of total Allocation on DAY-NULM
			(4)						
(1)	(2)	(3)	Q1	Q2	Q3	Q4	(5)	(6)	(7)
2	Employment through Skill Training & Placement	(i) No. of candidates undergoing training as on 1.4.2018 (a)MES Course (b) SSC course (c) Others (d) Total							
		(ii) No. of candidates to be sent for skill training in 2018-19 (a) MES Course (b) SSC course (c) Others (d) Total							
		(iii) No. of candidates who will complete skill training by 31.3.2018 (a) MES Course (b) SSC course (c) Others (c) Total							
		(iv) No. of candidates to be issued certificates (a) MES Course (b) SSC course (c) Others (d) Total							

S. No	DAY-NULM Component	Outputs	Quarter-wise Target				Total Target for 2018-19	Proposed Total Expenditure (Rs.)	% of total Allocation on DAY-NULM
			(4)						
(1)	(2)	(3)	Q1	Q2	Q3	Q4	(5)	(6)	(7)
		(v) No. of candidates to be placed in wage/employment (a) MES Course (b) SSC course (c) Others (d) Total							
		No. Of candidates to be placed in self-employment (a) MES Course (b) SSC course (c) Others (d) Total							
	Sub-total (in Rs.)								

III. Capacity Building & Training

Outputs	Total No. of Cities	Positioned as on date	Cumulative Target* 2018-19			Proposed expenditure during 2018-19	% of total expenditure on DAY-NULM (Central + State Share)
			Phase-I	Phase-II	Total		
Recruitment of SMMU specialists							
			Phase-I	Phase-II	Phase-I	Phase-II	Total
Recruitment of CMMU specialists							
Recruitment of COs							
Training of Specialists and COs							
Sub Total (In Rs.)							

* State may give the cumulative target to be positioned/ sanctioned as per norms.

IV. SELF EMPLOYMENT PROGRAMME

S. No	DAY-NULM Component	Outputs	Quarter-wise Targets (Nos.)				Total Target for 2018—19 (in Nos.)	Amount of loan to be disbursed (Rs.)	Amount of subsidy to be released (Rs.)
			Q1	Q2	Q3	Q4			
(1)	(2)	(3)	(4)	(5)	(6)	(7)	(8) = (4+5+6+7)	(9)	(10)
3	Self Employment Programme	No. of beneficiaries assisted – individual enterprises through Task Force Committee (TFC). (A)							
		No. of beneficiaries assisted – individual enterprises through MUDRA convergence (B)							
		No. of beneficiaries assisted – individual enterprises (A+B)							
		No. of groups and number of beneficiaries assisted – group enterprises through Task Force Committee (TFC). (C)							
		No. of groups and number of beneficiaries assisted – group enterprises through MUDRA convergence. (D)							
		No. of groups and number of beneficiaries assisted – group enterprises. (C+D)							
		No. of SHGs to be covered under SHG-Bank Linkage Programme. (E)							
Sub-Total (A+B+C+D+E)									

V. Scheme of Shelters for Urban Homeless (SUH)

Out puts	Total Cities/towns	Number of homeless identified	Expenditure to conduct survey	Central Share (Rs.)	% of total expenditure on DAY-NULM
1.1.Number of cities/ towns where Third Party Homeless survey is completed					
1.2.Number of cities/ towns where Third Party Homeless survey is proposed to be conducted					

Sanction of Project proposals	Total Targets	Expenditure on setting up of Shelters in 2018-19	Expenditure on O&M & Training for 2018-19	Central Share (Rs.)	% of total expenditure on DAY-NULM
2.1. New Construction					
2.2. Refurbishment					
2.3. O&M only					
2.4. Number for shelters likely to be functional (requires O&M cost)					
2.5. Number of ongoing shelters require O&M cost.					
2.6. Number of training programmes/ work shop proposed to be conducted for SMMU/CMMU/Cos/Shelter Staff					
Sub Total 1+2 (In Rs.)					

VI. Support to Urban Street Vendors

	Total Target 2018-19	Proposed Total Expenditure (Rs.)	Central Share (In Rs.)	% of total expenditure on DAY-NULM
Number of cities where street vendors survey is completed				
Number of cities where street vendors survey is under progress (A)				
Number of cities where street vendors survey is proposed to be started (B)				
Number of cities where the street vendor survey is proposed to be completed (A+B)				
Number of Cities for which Street Vending Plan is under progress (C)				
Number of Cities for which Street Vending Plan proposed (D)				
Number of cities where the Street Vending Plan is proposed to be completed (C+D)				
Number of Vending Market Development is proposed				
Number of Vending Market Development is proposed to be completed				
Number of capacity building programmes to be conducted for street vendors				
Number of street vendors to be				

covered under SHG				
Number of street vendors to be trained under EST&P				
Number of individual loans (under SEP-I and Mudra) is to be facilitated for street vendors				
Number of Group loans (under SEP-G) is to be facilitated for street vendors				
Number of credit cards to be issued to street vendors				
Number of street vendors to be covered under social security scheme				
Number of cities where Town Vending Committee (TVC) formation is under progress				
Number of cities where TVC formation is proposed to be completed				
Sub Total (In Rs.)				

Grand Total:- Rs. _____

Contact details:

State Secretary i/c of DAY-NULM

Name:

Designation:

Mailing Address:

Office Number(s)

Cell Number(s):

E-mail address:

Mission Director i/c of DAY-NULM

Name:

Designation:

Mailing Address:

Office Number(s)

Cell Number(s):

E-mail address:

রাজ্য নগর উন্নয়ন সংস্থা

STATE URBAN DEVELOPMENT AGENCY

“ইলগাস ভবন”, এইচ-সি ব্লক, সেক্টর-৩, বিধাননগর, কলকাতা-৭০০ ১০৬, পশ্চিমবঙ্গ
 “ILGUS BHAVAN”, H-C Block, Sector - III, Bidhannagar, Kolkata - 700 106, West Bengal

ক্রমিক নং

তারিখ

FORM GFR 19-A

(See Government of India's Decision (1) below Rule 150)

FORM OF PROVISIONAL UTILISATION CERTIFICATE

Sl. No.	Sanction Letter No. and date	Amount (Rs. in Lakh)
1.	Unspent Balance as on 01/04/2017	1474.03
2	Central Fund released during the FY 2017-18 259(sanction)/C-10/3S-30/ 2013 (part-V) dated 08/08/2017	1751.44
3	Interest earned During 17-18 (Up to 30/11/2017	0.0201
4	Grand Total (Row 1+2+3)	3225.49
5	Utilisation of ACA funds during 2017-18 (Up to 30/11/2017)	3091.62
6	Total Unspent Balance (Row 4-5)	133.87

Certified that out of Rs.1751.44 Lakhs grants-in-aid sanctioned during the year 2017-2018 towards DAY-NULM under this Ministry / Department Letter No. given in the margin and Rs. 1474.03 Lakhs on account of Unspent balance of the previous year, a sum of Rs. 3225.49 Lakhs only has been utilised for the purpose for which it was sanctioned and that the balance of Rs. 133.87 remaining unutilized as on 30th November, 2017.

02. Certified that I have satisfied myself that the conditions on which the grants-in-aid was sanctioned have been duly / are being fulfilled and that I have exercised the following check to see that the money was actually utilized for the purpose for which it was sanctioned:

Kinds of Checks exercised.

01. Monthly expenditure reports.
02. Audited Cash Books
03. Utilization Certificate of Previous year

Signature

Designation :

Counter Signed

Secretary
 UD & MA Dept.
 Government of West Bengal

দূরভাষ : ২৩৫৮ ৬৪০৩ / ৫৭৬৭, ফ্যাক্স : ২৩৫৮ ৫৮০০

Tel : 2358 6403/5767, Fax : 2358 5800, E-mail : wbsudadir@gmail.com

Account Section : 2358 6408

22/5/12

u/c. ~~Handwritten~~

20/6/2012

— Central Share ~~Handwritten~~

~~22/5/12~~

30/6/12 -

12.68

comes

Handwritten

4.82

44 ✓

F. No. K-12011/2/2017-UPA-I-UD /EFS-9028525
Government of India
Ministry of Housing & Urban Poverty Alleviation
UPA-I Division

Nirman Bhawan, New Delhi
Dated: 14.11.2017

To

Director, SUDA & Mission Director
WBSULM, Ilgus Bhawan,
H-C Block, Sector-III, Bidhannagar,
Kolkata-700106,
West Bengal.

Subject: Revision of targets under various components of DAY-NULM for the year 2017-18 - regarding.


Sir,

I am directed to refer to your letter No SUDA-46/2014(PH)/601 dated 17.08.2017 wherein it was requested to revise the targets under EST&P and SUH components of DAY-NULM. The State requested the Ministry to increase the target for skill training from 11520 to 72000.

However perusal of MPR data for the month upto Sept, 2017 shows that only 10939 persons have been skill trained and 1766 candidates have been provided certification during the current financial year and these figures are not tallying with the figures conveyed by the State while seeking enhancement of the skill training target.

It is therefore requested that the performance under ESTP component including certification and placement figures may be updated in MPR and MIS. The State may indicate the reasons for poor certification and poor placement as well as the action plan to improve the same. It may also be clarified whether the State will be able to achieve the proposed revised targets without any increase in the budgetary allocation for the State during the current financial year.

Yours faithfully,



(P. V. Nair)
Under Secretary to the Govt. of India
Tel # 011- 2306 1185

ISSUED

14/11/17

রাজ্য নগর উন্নয়ন সংস্থা
STATE URBAN DEVELOPMENT AGENCY

“ইলগাস ভবন”, এইচ-সি ব্লক, সেক্টর-৩, বিধাননগর, কলকাতা-৭০০ ১০৬, পশ্চিমবঙ্গ
“ILGUS BHAVAN”, H-C Block, Sector - III, Bidhannagar, Kolkata - 700 106, West Bengal

ক্রমিক নং SUDA-46/2017(Ext-I)/FFS

তারিখ 11/10/2017

From: - Director, SUDA &
Mission Director, WBSULM

To: - P V Nair
Under Secretary to the Government of India
Ministry of Housing & Urban Poverty Alleviation (UPA Division)
Nirman Bhavan, New Delhi - 110011

**Subject: - Committed Liability and realistic expenditure incurred by State during
2017-18 under DAY-NULM**

Ref.:- G-28011/20/2017-UPA-I/EF5-3144762 dated 31/08/2017

Sir,

In reference to your letter, kindly find we have enclosed herewith the Component and sub-component wise Committed Liability excluding the allocation for FY 2017-18 under DAY-NULM as on 1st April, 2017. In this regard, you are requested to release the amount of Rs.7230.40 lakhs for meeting the current liabilities.

Encl.: As stated.

Yours faithfully,


Director, SUDA

&
Mission Director, WBSULM

7518
23 NOV 2017

F. No. K-12011/2/2017-UPA-I-UD /EFS-9028525
Government of India
Ministry of Housing & Urban Poverty Alleviation
UPA-I Division

Nirman Bhawan, New Delhi
Dated: 14.11.2017

To
Director, SUDA & Mission Director
WBSULM, Ilgus Bhawan,
H-C Block, Sector-III, Bidhannagar,
Kolkata-700106,
West Bengal.

Subject: Revision of targets under various components of DAY-NULM for the year 2017-18 - regarding.


Sir,

I am directed to refer to your letter No SUDA-46/2014(PH)/601 dated 17.08.2017 wherein it was requested to revise the targets under EST&P and SUH components of DAY-NULM. The State requested the Ministry to increase the target for skill training from 11520 to 72000.

However perusal of MPR data for the month upto Sept, 2017 shows that only 10939 persons have been skill trained and 1766 candidates have been provided certification during the current financial year and these figures are not tallying with the figures conveyed by the State while seeking enhancement of the skill training target.

It is therefore requested that the performance under ESTP component including certification and placement figures may be updated in MPR and MIS. The State may indicate the reasons for poor certification and poor placement as well as the action plan to improve the same. It may also be clarified whether the State will be able to achieve the proposed revised targets without any increase in the budgetary allocation for the State during the current financial year.

Yours faithfully,



(P. V. Nair)
Under Secretary to the Govt. of India
Tel # 011- 2306 1185

Committed Liability Statement

Sl. No	Component	Sub Component	Rate of Expenditure per Unit	Period During which work done	Amount (In Lakh)
1	SMID	RF to SHGs	Rs. 10000/- per SHG	2016-17	1188.30
		RF to ALF	Rs. 50000/- per ALF	2016-17	413.50
		CLC	Approved cost Rs.10,00,000/- of Approved cost for 51 CLCs	2016-17	153.00
2	SEP	Fees for Resource Organization	Rs. 5000/- per SHG	2016-17	360.00
		SEP-SHG (Interest Subsidy)		2016-17	174.70
		SEP-I (Interest Subsidy)		2016-17	26.18
		SEP-G (Interest Subsidy)		2016-17	9.10
		Infrastructure Development	Approved Project Cost - Rs.4224.34	2016-17	2126.97
					50.00
					2081.24
					647.41
					7230.40

N.A.-K-120116/2017 - UPA.1 SD

Director, SUDA & Mission Director
 WBSULM, Ilgus Bhawan,
 H-C Block, Sector-III, Bidhannagar,
 Kolkata-700106,
 West Bengal.

प्रेषक:-
 शहरी विकास मंत्रालय
 निर्माण भवन
 नई दिल्ली-110011



রাজ্য নগর উন্নয়ন সংস্থা

SUDA

STATE URBAN DEVELOPMENT AGENCY

"ইলগাস ভবন", এইচ-সি ব্লক, সেক্টর-৩, বিধাননগর, কলকাতা-৭০০ ১০৬, পশ্চিমবঙ্গ

"ILGUS BHAVAN", H.C. Block, Sector - III, Bidhannagar, Kolkata - 700 106, West Bengal

ক্রমিক নং ...SUDA- 46/2014 (পট-1)/111

তারিখ ...21 04 2017

From: - Director, SUDA &
Mission Director, WBSULM

To: - Archana Mittal
Director (UPA -I)
Ministry of Housing & Urban Poverty Alleviation
Nirman Bhavan, New Delhi -1110011

Subject: - Annual Action Plan for the FY-2017-18 for Implementation of DAY-NULM


Ref.:- K-14014/4/2016-UPA, eOffice F.No. - 3017641 Dated 28/03/2017

Sir,

In reference to your mail, we have enclosed herewith the Annual Action Plan for the financial year 2017-18 for implementation of DAY-NULM for your kind perusal.

Encl.: As stated.

Yours faithfully,


Director, SUDA
&

Mission Director, WBSULM

দূরভাষ : ২৩৫৮ ৫৪০৩ / ৫৭৬৭, ফ্যাক্স : ২৩৫৮ ৫৮০০

Tel : 2358 6403/5767, Fax : 2358 5800, E-mail : wbsudadir@gmail.com

Account Section : 2358 6408

**DEENDAYAL ANTYODAYA YOJANA - NATIONAL URBAN LIVELIHOODS MISSION
(DAY-NULM)
ANNUAL ACTION PLAN FOR THE PERIOD 2017-18 – PART A
FOR THE STATE/UT OF WEST BENGAL**

1: Financial Status of funds released under DAY-NULM

(Rs. In Lakh)

S. No.	Description	Central	State	Total
1	Opening Balance FY 2016-17	6743.84	2228.27	8972.11
2	Funds Allocated for FY 2016-17	00	00	00
3	Funds released till 31 st March 17 during 2016-17	830.85	1197.43	2028.28
4	Funds spent till 28 th Feb. 2017 during 2016-17	5707.30	1902.44	7609.74
5	Expected expenditure till 31 st March 2017	6008.82	2002.94	8011.76
6	Expected balance as on 1 st April 2017	1565.87	1422.76	2988.63

2. Details of Utilization certificates pending for DAY-NULM

(Rs. In Lakh)

Financial year	Amount released by M/o HUPA under SJSRY	UCs submitted to M/o HUPA by the state	UCs pending		
Financial year	Amount released by M/o HUPA under DAY-NULM	Provisional UCs submitted to M/o HUPA by the state	Whether Annual audited accounts with Final UCs submitted		
			Yes/No	Utilization of funds as per Final UC	If No, likely date of submission
Up to 2014-15					
2015-16	1934.75	YES	YES	2591.18	
2016-17	830.85	YES			

Targets under DAY-NULM (2017-18)

I. Social Mobilisation & Institution & Development.

S. No	DAY-NULM Component	Outputs	Quarter wise targets				Total Target for 2017-18	Proposed Total Expenditure (Rs.)
			Q1	Q2	Q3	Q4		
(1)	(2)	(3)	(4)	(5)	(6)	(7)	(8)	(9)
		(A) No. of Old SHGs to be strengthened	3000	5000	5000	3000	15000	2421.25
		(B) No. of new SHGs to be formed	500	1000	2000	1500	5000	500
		(C) No. of SHGs to be assisted with RF*	2000	3000	3000	3000	11000	1100
		(D) No. of ALFs to be formed	150	350	350	150	1000	10
		(E) No. of ALFs to be assisted with RF**	300	600	600	300	1800	900
		(F) No. of old CLCs to be supported	10	10	20	20	60	304
		(G) No. of New CLCs to be established	5	5	10	10	30	300
Sub-total (A+B+C+D+E+F+G) in Rs.								5535.25

*All the SHGs, which are more than 3 months old (including SHGs formed during previous years), may be provided with RF support.

** All the registered ALFs (including ALFs formed during previous years) may be provided RF support.

2. Employment through Skill Training & Placement

S. No	DAY-NULM Component	Outputs	Quarter-wise Target				Total Target for 2017-18	Proposed Total Expenditure (Rs.)	% of total Allocation on DAY-NULM *
			(4)						
(1)	(2)	(3)	Q1	Q2	Q3	Q4	(5)	(6)	(7)
2	Employment through Skill Training & Placement	(i) No. Of candidates undergoing training as on 1.4.2017							
		(a) MES Course							
		(b) SSC course							
		(c) Others							
		(d) Total	2000	4000	4000	3000	13000	0	
		(ii) No. Of candidates to be sent for skill training in 2017-18							
		(a) MES Course							
		(b) SSC course							
		(c) Others							
		(d) Total	15000	20000	20000	17000	72000	11520	
		(iii) No. Of candidates who will complete skill training by 31.3.2018							
		(a) MES Course							
		(b) SSC course							
		(c) Others							
		(c) Total	5000	15000	15000	15000	50000		
(iv) No. Of candidates to be issued certificates									
(a) MES Course									
(b) SSC course									
(c) Others									
(d) Total	5000	15000	15000	15000	50000				
(v) No. Of candidates to be placed in wage/ employment									
(a) MES Course									
(b) SSC course									
(c) Others									
(d) Total	2000	4000	3000	3000	12000				

No	DAY-NULM Component	Outputs	Quarter-wise Target				Total Target for 2017-18	Proposed Total Expenditure (Rs.)	% of total Allocation on DAY-NULM *
			(4)						
(1)	(2)	(3)	Q1	Q2	Q3	Q4	(5)	(6)	(7)
		No. Of candidates to be placed in self-employment							
		(a) MES Course							
		(b) SSC course							
		(c) Others							
		(d) Total	5000	8000	8000	5000	26000		
		EDP (Batches)	5	5	5	5	20	40	
	Sub-total (in Rs.)							11560	51.30%

III. Capacity Building & Training

Outputs	Total No. of Cities	Positioned as on date		Cumulative Target* 2017-18			Proposed expenditure during 2017-18 **	% of total expenditure on DAY-NULM
		Phase-I	Phase-II	Phase-I	Phase-II	Total		
Recruitment of SMMU specialists		5		1			1	
Recruitment of CMMU specialists	88	84	8	51	52	103	55.5	
Recruitment of COs	125	147	54	181	51	232	116	
Training of Specialists and COs						628	28.26	
Salary of SMMs, CMMs, COs, Accountants, DEO and Support staff							2248.08	
Sub Total (In Rs.)							2447.84	10.83%

*State may give the cumulative target to be positioned/ sanctioned as per norms
** State must take realistic expenditure figures based on likely date when SMMU/CMMU/CO positions will come into existence

1. SELF EMPLOYMENT PROGRAMME

S. No	DAY-NULM Component	Outputs	Quarter-wise Targets (Nos.)				Total Target for 2017-18 (in Nos.)	Amount of loan to be disbursed (Rs. In Lakh)	Amount of subsidy to be released (Rs. In lakh)
			Q1	Q2	Q3	Q4			
(1)	(2)	(3)	(4)	(5)	(6)	(7)	(8) = (4+5+6+7)	(9)	(10)
3	Self Employment Programme	No. of beneficiaries assisted - individual enterprises through Task Force Committee (TFC)..(A)	300	800	1000	400	2500	2500	125
		No. of beneficiaries assisted - individual enterprises through MUDRA convergence. (B)	300	800	1000	400	2500	2500	125
		Interest Subsidy for the beneficiaries of FY 2015-16 (C)							50
		No. of beneficiaries assisted - individual enterprises (A+B+C)	600	1600	2000	800	5000	5000	300
		No. of groups and number of beneficiaries assisted - group enterprises through Task Force Committee (TFC). (D)	10	30	40	20	Groups:-100; Beneficiaries:-1000	200	10
		No. of groups and number of beneficiaries assisted - group enterprises through MUDRA convergence. (E)	5	20	25	10	Groups:-60; Beneficiaries:-600	120	6
		Interest Subsidy for the beneficiaries of FY 2015-16 (F)							10
		No. of groups and number of beneficiaries assisted - group enterprises. (D+E+F)	15	50	65	30	Groups:-160; Beneficiaries:-1600	320	26
		No. of SHGs to be covered under SHG-Bank Linkage Programme. (G)	500	1500	2000	1000	5000	6250	500
		Interest Subsidy for the SHGs of FY 2015-16 (H)						200	
Sub-Total (A+B+C+D+E+F+G+H)								1026	

V. Scheme of Shelters for Urban Homeless (SUH)

Out-puts	Total Cities/towns	Number of homeless identified	Expenditure to conduct survey	Central Share (Rs.)	% of total expenditure on DAY-NULM
1.1.Number of cities/ towns where Homeless survey is completed	124	6982			
1.2.Number of cities/ towns where Homeless survey is proposed to be conducted	125	-	30	18	
Sanction of Project proposals	Total Targets	Expenditure on setting up of Shelters in 2017-18	Expenditure on O&M & Training for 2017-18	Central Share (Rs.)	% of total expenditure on DAY-NULM
2.1.New Construction	14	1680		1008	
2.2. Refurbishment	4	280		168	
2.3. O&M only	2	12		7.2	
2.4.Number for shelters likely to be functional (requires O&M cost)	10		60	36	
2.5. Number of ongoing shelters requires O&M cost.	1		6	3.6	
2.6. Number of training programmes/ work shop proposed to be conducted for SMMU/CMMU/Cos/Shelter Staff	20		6	3.6	
Sub Total 1+2 (In Rs.)		1972	72	1226.4	8.78%

VI. Support to Urban Street Vendors

	Total Target 2017-18	Proposed Total Expenditure (Rs.)	Central Share (In Rs.)	% of total expenditure on DAY-NULM
Number of cities where street vendors survey is completed	Decision Pending at State level			
Number of cities where street vendors survey is under progress (A)				
Number of cities where street vendors survey is proposed to be started (B)				
Number of cities where the street vendor survey is proposed to be completed (A+B)				
Number of Cities for which Street				

vending Plan is under progress (C)				
Number of Cities for which Street Vending Plan proposed (D)				
Number of cities where the Street Vending Plan is proposed to be completed (C+D)				
Number of Vending Market Development is proposed				
Number of Vending Market Development is proposed to be completed				
Number of capacity building programmes to be conducted for street vendors				
Number of street vendors to be covered under SHG				
Number of street vendors to be trained under EST&P				
Number of individual loans (under SEP-I and Mudra) is to be facilitated for street vendors				
Number of Group loans (under SEP-G) is to be facilitated for street vendors				
Number of credit cards to be issued to street vendors				
Number of street vendors to be covered under social security scheme				
Number of cities where Town Vending Committee (TVC) formation is under progress				
Number of cities where TVC formation is proposed to be completed				
Sub Total (In Rs.)				

Contact details:

State Secretary i/c of DAY-NULM

Name: SHRI ONKAR SINGH MEENA
 Designation: Secretary, Urban Development & Municipal Affairs, Govt of WB
 Mailing Address:
 Office Number(s) 033-2358-6403
 Cell Number(s):
 E-mail address: wbsulm@gmail.com

Mission Director i/c of DAY-NULM

Name: Shri Sutanu Prasad Kar
 Designation: Director, SUDA and Mission Director, WBSULM
 Mailing Address:
 Office Number(s) 033-2358-6403
 Cell Number(s):
 E-mail address: wbsulm@gmail.com

**DAY-NULM: ANNUAL ACTION PLAN FOR THE PERIOD 2017-18(PART B)
FOR THE STATE / UT OF WEST BENGAL**

GENERAL MILESTONES

S. No	Milestones	Planned for the month of:
1	Formation of TAG at state level	
2	Appointment/ designation of City Project Officer (CPO) in each DAY-NULM city	NA
3	Formation of CMMU under chairmanship of MC/ CEO in each city	Completed
4	Formation of TAG at city level	Completed
5	Appointment of Auditor for the year-2014-15, 2015-16 and 2016-17	NA
6	Submission of final UC with Audit Report for funds released in 2014-15 to 2016-17	Completed
7	Submission of provisional UC for funds released in 2014-15 to 2016-17	2014-15 & 2015-16 final UC sent
8	Allocation of targets to all DAY-NULM cities	Process Initiated
9	Transfer of funds to ULBs	Completed
11	Issue of circular designating implementing agencies, their role, delegation of financial powers under various components, levels of decision making for various DAY-NULM activities, etc.	Transferred to the ULBs
12	Notification of Project Sanctioning Committee for SUH & SUSV components	Completed
13	Registration of SULM on PFMS	Only for SUH
14	Registration of ULBs on PFMS	State has IFMS linked to Treasury and Finance Department and is functional
15	Implementation of DBT as per guidelines	Done RTGS to beneficiaries/banks

(COMMENT: Milestones for Social Mobilisation & Institution Development (SM&ID))
Nil

COMPONENT 2: Milestones for Capacity Building & Training (CB&T)

S. No	Milestones	Planned for the month of:
1	Decision regarding procedure to be adopted for setting up SMMU/ CMMU/(If SMMU/CMMU not established)	Established
2	Starting process for establishing SMMU/ CMMUs (if not established)	Established
3	Completion of process and functioning of SMMU/ CMMUs*	Established

* Copy of the same may be sent to the Ministry if achieved.

COMPONENT 3: Milestones for Employment through Skills Training & Placement (EST&P)
NIL

COMPONENT 4: Milestones for Self-Employment Programme (SEP)

S. No	Milestones	Planned for the month of:
1	State-wise / ULB-wise / bank-wise credit target setting and distribution in consultation with SLBCs for individual loans, group loans, SHG bank linkages	In Process
2	Process finalisation for convergence of SEP loans (Individual and Group) under MUDRA in consultation with SLBC.	Completed
3	Finalisation for appointment of State Nodal Bank for releasing interest subsidy in consultation with SLBC.	Communicated to SLBC Convenor for identifying Nodal Bank
4	Inclusion of DAY-NULM as an agenda item in the SLBC sub-committee that monitors NRLM	WBSULM is a member of SLBC subcommittee for SHG
5	Workshops for Bank officials for creating awareness about DAY-NULM	Conducted at ULB level
6	Target setting for facilitation of Credit cards under General Credit Card Scheme / MUDRA cards	Initiatives Taken
7	Constitution of task force at ULB level (for all DAY-NULM cities)	Formed at ULB level
9	Finalization of application proforma for all types of loans	Finalised

S. No	Milestones	Planned for the month of:
10	Date by which SEP-MIS will be fully implemented	65% SEP Data Uploaded

COMPONENT 5: Milestones for Support to Urban Street Vendors (SUSV)

S. No	Milestones	Planned for the month of:	Process to be adopted
1	Notification of Rules under the Street Vendors (Protection of Livelihood and Regulation of Street Vending) Act, 2014	Decision pending at State Level	Draft rules submitted to State Cabinet and under active consideration
2	Formation of Town Vending Committee (TVC) at ULB level		
3	Notification of Scheme under the Street Vendors (Protection of Livelihood and Regulation of Street Vending) Act, 2014		
4	Byelaws framed by the Local Authority		
5	Constitution of Dispute Resolution Committee by the Government		
6	Issue of certificate of vending to the Street Vendors by the Town Vending Committee		
6	Publication of Street Vendors charter and data-base		

COMPONENT 6: Milestones for Shelter for Urban Homeless (SUCH)

Shelter for Urban Homeless Activities/Mile stones Planned for the Year 2017-18		Numbers					Total
		Q-1	Q-2	Q-3	Q-4		
i	No. of Shelter construction / ref-planned to be completed	4	5	3	2	14	
ii	Workshops on Shelter Management for SMMU/CMMU	0	1	0	1	2	
iii	Capacity building / Training programmes for COs/ Shelter Staff	3	2	2	3	10	
iv	City /Town wise homeless survey planned to be completed	25	25	25	50	125	
v	City/Town wise Display of Boards(Hoardings) -to publish the shelters	3	2	2	3	10	
vi	City/ town wise Mobilisation camps planned to enrol the homeless	1	1	1	1	4	
vii	City / town wise help line services for homeless to be provided	3	2	2	3	10	
viii	Plan to provide Aadhar cards to the homeless	All inmates (except the Aadhar Card holders)					
ix	Plan to enrol the homeless under Jan Dhan yojana						
x	Plan to enrol the homeless under ESTP or with other skill training programme.	NA					

Milestones for Monitoring & Evaluation/ MIS/IEC

S. No	Milestones	Planned for the month of:
1	Designate a data-entry person at State & ULB level for entering data into the MIS (for every ULB under DAY-NULM)	1 SMM & 2 DEOs at SMMU level and 38 CMMs & 32 DEOs at CMMU
2	Identify one computer with internet connectivity for entering data into DAY-NULM MIS at State level and every ULB under NULM	In Place
3	Finalization of IEC strategy for publicity of DAY-NULM e.g. <ul style="list-style-type: none"> • Radio & TV advertisements • Talk shows • Local Melas • Handbills & Wall paintings • Other local publicity campaigns • Branding & Publicity Materials • Documentation of Best Practices/ Success Stories etc. 	Finalised
4.	Complete implementation of DAY-NULM MIS	MIS implemented in 108 ULBs rest 17 ULBs will start the process shortly.

IEC & Publicity

		Numbers/Quantities					Unit Cost (INR Lakh)	Cost (INR Lakh)						
		Unit	Q-1	Q-2	Q-3	Q-4		Total	Q-1	Q-2	Q-3	Q-4	Total	
A.	Activities/Cost Items													
i	Documentation of best practices	LS	10	10	10	10	40	10	10	10	10	40		
ii	Design and Dissemination of IEC materials including community related newsletter etc.; and transparency and accountability processes	LS	1	1	1	1	4	5	5	5	5	20		
iii	Special Campaigns and Communication Collaterals, Events, Knowledge Platform, Branding materials etc.	LS	2	2	2	2	8	30	40	40	40	150		
iv	Innovative ICT Tools/media and approaches including mobile applns, audio books, bcc tools, state resource library and Print/AV Media	LS	1	1	1	1	4	30	40	40	40	150		
GROSS TOTAL														

- N.B:**
1. States/UTs may add sub-activities as per the activities proposed under the IEC head.
 2. The final Annual Action Plan needs to be submitted consolidating both State & ULB level activities as per the budgetary ceiling.

Reminder

G-28011/20/2017-UPA I/EFS-3144762
Government of India
Ministry of Housing & Urban Poverty Alleviation
UPA Division

Room No.215-B, Nirman Bhawan,
New Delhi, Dated 31st August, 2017

To,

Mission Director(DAY-NULM)
States/UTs (As per list enclosed)

**Subject: Committed liability and realistic expenditure incurred by
States/UTs during 2017-18 under DAY-NULM – reg.**

Sir/Madam,

I am directed to refer to this Ministry's letter of even number dated 12.07.2017 (copy enclosed) vide which all the states/UTs were requested to furnish details of committed liabilities excluding the allocation for FY 2017-18 under DAY-NULM as on 1st April, 2017 and to say that the requisite information has not been received so far in the Ministry. It is. Therefore, requested that the requisite information may kindly be furnished to the Ministry latest by **05.09.2017**.

2. In case no information is received by 5.9.2017, it will be presumed that the State did not have any committed liabilities as on 1.4.2017.



(P V Nair)
Under Secretary to the Government of India
Tele # 2306 1185

Copy to: Principal Secretary/Secretary(UD/Municipal Administration) of States/UTs as per list enclosed.

List of States/UTs

1. Bihar
2. Gujarat
3. Haryana
4. Himachal Pradesh
5. Jammu & Kashmir
6. Karnataka
7. Madhya Pradesh
8. Maharashtra
9. Manipur
10. Meghalaya
11. Mizoram
12. Nagaland
13. Odisha
14. Punjab
15. Sikkim
16. Tamil Nadu
17. Tripura
18. West Bengal
19. A & N Islands
20. Chandigarh
21. Dadra & NH
22. Daman & Diu
23. Delhi
24. Puducherry

G-28011/20/2017-UPA I/EFS-24852
Government of India
Ministry of Housing & Urban Poverty Alleviation
UPA Division

Room No. 215-B, Nirman Bhawan,
New Delhi, Dated 12th July, 2017

To

Mission Director(DAY-NULM)
All States/UTs

**Subject: Committed liabilities of States/UTs under DAY-NULM as on 1.4.2017
- reg.**

Sir/Madam,

With reference to the subject cited above, it is informed that in the FY 2017-18, budgetary allocation amounting to Rs 316.00 crore has been kept under DAY-NULM as Grants-in-Aid to States/UTs. The fund allocation for each State/UT has already been conveyed vide this Ministry's letter dated 2nd June, 2017.

2. All States/UTs are requested to furnish details of **committed liabilities excluding the allocation for FY 2017-18 under DAY-NULM as on 1st April, 2017**, to the Ministry latest by 21st July, 2017 in the enclosed format, for further necessary action.

Yours faithfully,



(P. Venukuttan Nair)

Under Secretary to the Government of India
Tele # 2306 1185

Copy to: Principal Secretary/Secretary(UD/Municipal Administration) of all States/UTs



2 pees p-e
রাজ্য নগর উন্নয়ন সংস্থা

SUDA

STATE URBAN DEVELOPMENT AGENCY

“ইলগাস ভবন”, এইচ-সি ব্লক, সেক্টর-৩, বিধাননগর, কলকাতা-৭০০ ১০৬, পশ্চিমবঙ্গ
“ILGUS BHAVAN”, H-C Block, Sector - III, Bidhannagar, Kolkata - 700 106, West Bengal

ক্রমিক নং SUDA-46/2014 (Part-I) / 601

তারিখ 17-08-2017

From: - Director, SUDA &
Mission Director, WBSULM

To: - Archana Mittal
Director (UPA-I)
Ministry of Housing & Urban Poverty Alleviation (UPA Division)
Nirman Bhavan, New Delhi -1110011

Subject: - Physical Target under different Components of DAY-NULM for the FY – 2017-18
Ref: - K.14014/12/2015-UPA (EFS 3021413) Dated 12/06/2017


Madam,

In reference to your letter, I would like to inform you that we have completed the EST&P training of 21852 urban poor (as on end of July, 2017) though you have approved 11520 EST&P Training. Our state planned to complete 72000 the EST&P training (Submitted AAP) of urban poor for the FY 17-18 and accordingly we have communicated the target to our 125 ULBs. We would request you to enhance our target for the EST&P component from 11520 to 72000 for the FY-17-18.

Again, For SUH, as per our pervious performance and experience we had planned to develop 14 SUH in our state for the FY 17-18, but you have approved target which is 20 SUH. On the basis of our previous performance and experience we may be able to complete 14 SUH during the current financial year.

In this regard, I would like to mention that our state is ready to keep the target as communicated earlier and that may be kept fixed.

Yours faithfully,



Director, SUDA
&
Mission Director, WBSULM

Memo No. – SUDA-46/2014 (Part- I) / 601 / 1(1)

Date: 17/08/2017

Copy forwarded for information to;

1. Sr. P.A to the Secretary, UD&MA Dept., Govt of West Bengal


Director, SUDA
&
Mission Director, WBSULM

দূরভাষ : ২৩৫৮ ৬৪০৩ / ৫৭৬৭, ফ্যাক্স : ২৩৫৮ ৫৮০০

Tel : 2358 6403/5767, Fax : 2358 5800, E-mail : wbsudadir@gmail.com

Account Section : 2358 6408

F.No. G.24011/1/2016-UPA (FTS 15086)
Government of India
Ministry of Housing & Urban Poverty Alleviation
(UPA Division)

Nirman Bhavan
New Delhi 110011

Dated 2nd June, 2017

To
Principal Secretary/Secretary of
All States/UTs
(in charge of DAY – NULM)

Subject: Physical targets under different components of Deendayal Antyodaya Yojana
– National Urban Livelihoods Mission (DAY-NULM) for the F.Y. 2017-18 –
regarding.

Sir/Madam,

With reference to the subject mentioned above, it is to inform that the Annual Action Plan for the F.Y. 2017-18 for implementation of DAY-NULM submitted by your State / UT has been found to be in order as per the objectives of the DAY-NULM. The State/UT-wise physical targets, based on Annual Action Plans of States/UTs and approved by Hon'ble Minister (HUPA), for the year 2017-18 under DAY-NULM are enclosed. The State/UT may allocate targets across the ULBs and go ahead with implementation of the Annual Action Plan for the F.Y. 2017-18.

2. The expenditure under DAY-NULM may, however, be limited to the allocation made for the F.Y. 2017-18, conveyed vide letter of this Ministry dated 2.6.2017 (copy enclosed). Release of additional funds over and above the financial allocation will depend on submission of requisite documents by the States, utilisation of funds already available with the State, achievement of targets and availability of additional funds with the Ministry.

Encl: as above.

Yours faithfully,

A. Mittal

(Archana Mittal)
Director (UPA)
Tel.: 23062127

Copy to: Mission Director, NULM of all States / UTs

Copy also to:

- 1 PPS to Secretary (HUPA)
- 2 PS to JS (UPA)
- 3 PS to JS & FA
- 4 CCA, M/o HUPA
- 5 Dir (UPA) / DS (UPA), M/o HUPA
- 6 Dir (Budget), M/o HUPA
- 7 Dir (Coordn), M/o HUPA
- 8 Technical Director, NIC, with the request for uploading the same on the website of DAY-NULM

A. Mittal

(Archana Mittal)
Director (UPA)

TARGETS FOR VARIOUS COMPONENTS UNDER DAY-NULM FOR THE F.Y. 2017-18

S.No.	State/UT	SM&ID		EST&P	SEP		SUH		SUSV
		Formation of SHG	Disbursement of Revolving Fund	Skill Training of Urban Poor	Assistance under SEP (I&G)	SHG Bank Linkage	Sanction of Shelters	Operationalisation of Shelters	Completion of Street Vendor Survey
1	Andhra Pradesh	3000	2500	50000	11370	65000	27	13	43
2	Arunachal Pradesh	200	300	1000	216	100	0	0	16
3	Assam	3000	4000	21000	1732	1016	31	15	36
4	Bihar	5400	5400	52208	5500	1000	40	60	98
5	Chhattisgarh	5000	5000	14000	4300	2000	32	17	29
6	Goa	300	300	2000	300	160	3	0	14
7	Gujarat	4000	2800	15000	2600	150	15	5	153
8	Haryana	4500	4500	15000	12500	1500	12	0	2
9	Himachal Pradesh	530	650	3500	700	200	4	4	39
10	Jammu & Kashmir	480	360	6000	10400	400	3	1	19
11	Jharkhand	7500	6056	35000	18040	800	40	30	15
12	Karnataka*	4570	3656	34666	4965	1250	54	32	50
13	Kerala	2000	1500	6000	1100	6800	8	21	27
14	Madhya Pradesh	12000	11947	49076	31200	7000	44	4	323
15	Maharashtra	8000	7000	39990	7396	2354	120	56	53
16	Manipur	800	1462	3000	1300	50	4	0	13
17	Meghalaya	650	570	1600	1695	250	3	2	3
18	Mizoram	259	409	6120	850	300	49	9	5
19	Nagaland	592	582	3900	325	110	1	0	2
20	Odisha	14000	20000	10000	4250	2470	14	14	31
21	Punjab	2500	3893	25000	1400	10	23	23	7
22	Rajasthan	7000	6000	20000	13100	2000	250	100	35
23	Sikkim	25	10	4000	115	10	0	0	7
24	Tamil Nadu	10000	15000	10000	16000	20000	89	40	13
25	Telangana	3783	27912	14000	3893	32327	22	11	8
26	Tripura	400	200	3000	190	295	5	5	20
27	Uttar Pradesh	10000	12000	100000	10200	3000	40	89	27
28	Uttarakhand	780	400	11820	1213	160	15	3	16
29	West Bengal	5000	11000	11520	6600	5000	20	10	0
30	A&N Islands	60	48	180	154	60	1	0	1
31	Chandigarh	80	50	3000	152	135	9	0	0
32	D&N Haveli	7	5	66	7	4	1	0	0
33	Daman & Diu	7	5	75	7	5	1	0	0
34	Delhi	100	1000	10000	560	100	0	0	0
35	Puducherry	163	260	300	624	201	1	0	0
	All India	116686	156775	582021	174954	156217	981	564	1105



F.No.K.14014/12/2015-UPA [EFS 3021413]
Government of India
Ministry of Housing & Urban Poverty Alleviation
(UPA Division)

Nirman Bhavan
New Delhi 110011

Dated 12 June 2017

PL / SMM SAND / SMM-FINE
04/07/17

To
Principal Secretary/Secretary
of all States / UTs
(incharge of DAY-NULM)

Subject: Prime Minister's 15 Point Programme for Minorities – Fixing of Physical targets under DAY – NULM for the F.Y. 2017-18 – regarding.

Sir,

I am directed to refer to the above-mentioned subject and to say that Deendayal Antyodaya Yojana – National Urban Livelihoods Mission (DAY-NULM) is one of the schemes covered under Prime Minister's 15 Point Programme for Minorities. As per the guidelines of Prime Minister's 15 Point Programme for Minorities, a minimum of 15% of the physical targets have to be earmarked for minorities in every financial year.

2. It is desirable that the achievement of physical targets for minorities is at least to the extent of their population in the State/UT. However, it must be ensured that at least 15% of achievements are for minorities. State/UT-wise physical targets for minorities for various components under DAY – NULM for the F.Y. 2017-18 are enclosed as Annexure.

3. This issues with the approval of the Competent Authority.

Encl: as above.

Yours faithfully,

A. Mittal

(Archana Mittal)
Director (UPA)-I
Tel. 23062127

✓ Copy to Mission Director of all States/UTs

STATE-WISE MINORITY PHYSICAL TARGET DURING 2017-18 UNDER DAY-NULM

S. No.	State/UT	EST&P		SEP		SM&ID
		No. of minority beneficiaries to be imparted skill training	Minority placement target	No. of minority beneficiaries to be assisted for setting up of individual and group micro enterprises	No. of minority beneficiaries in SHGs to be covered under SHGs Bank Linkage	No. of minority beneficiaries to be covered under SHGs formed
1	Andhra Pradesh	7500	5250	1706	97500	4500
2	Arunachal Pradesh	150	105	32	150	300
3	Assam	3150	2205	260	1520	4500
4	Bihar	7831	5482	825	1500	8100
5	Chhattisgarh	2100	1470	645	3000	7500
6	Goa	300	210	45	240	450
7	Gujarat	2250	1575	390	230	6000
8	Haryana	2250	1575	1875	2250	6750
9	Himachal Pradesh	525	368	105	300	800
10	Jammu & Kashmir	900	630	1560	600	720
11	Jharkhand	5250	3675	2706	1200	11250
12	Karnataka	5200	3640	745	1880	6860
13	Kerala	900	630	165	10200	3000
14	Madhya Pradesh	7361	5153	4680	10500	18000
15	Maharashtra	5999	4199	1109	3530	12000
16	Manipur	450	315	195	80	1200
17	Meghalaya	240	168	254	380	980
18	Mizoram	918	643	128	450	390
19	Nagaland	585	410	49	170	890
20	Odisha	1500	1050	638	3710	21000
21	Punjab	3750	2625	210	20	3750
22	Rajasthan	3000	2100	1965	3000	10500
23	Sikkim	600	420	17	20	40
24	Tamil Nadu	1500	1050	2400	30000	15000
25	Telangana	2100	1470	585	48490	5670
26	Tripura	450	315	29	440	600
27	Uttar Pradesh	15000	10500	1530	4500	15000
28	Uttarakhand	1773	1241	182	240	1170
29	West Bengal	1728	1210	990	7500	7500
30	A&N Islands	27	19	23	90	90
31	Chandigarh	450	315	23	200	120
32	D&N Haveli	10	7	1	10	10
33	Daman & Diu	11	8	1	10	10
34	Delhi	1500	1050	84	150	150
35	Puducherry	45	32	94	300	240
	Total	87303	61115	26246	234360	175040

f. No. K-14014/1M 2015-UBA

Shri M Pradhan
Director (SUDA)
Government of West Bengal
HC Block, Sector- 3, Salt Lake,
ILGUS Bhavan, Bidhan Nagar
Kolkata - 700106

प्रेषक:-
शाहरी विकास मंत्रालय
निर्माण भवन
नई दिल्ली-110011



Nirman Bhavan
New Delhi 110011

Dated 12 June 2017

To
Principal Secretary/Secretary
of all States / UTs
(incharge of DAY-NULM)

Mr. SUDH

Add. Director
Smmk
25/07/17

Subject: Prime Minister's 15 Point Programme for Minorities – Fixing of Physical targets under DAY – NULM for the F.Y. 2017-18 – regarding.

Sir,

I am directed to refer to the above-mentioned subject and to say that Deendayal Antyodaya Yojana – National Urban Livelihoods Mission (DAY-NULM) is one of the schemes covered under Prime Minister's 15 Point Programme for Minorities. As per the guidelines of Prime Minister's 15 Point Programme for Minorities, a minimum of 15% of the physical targets have to be earmarked for minorities in every financial year.

2. It is desirable that the achievement of physical targets for minorities is at least to the extent of their population in the State/UT. However, it must be ensured that at least 15% of achievements are for minorities. State/UT-wise physical targets for minorities for various components under DAY – NULM for the F.Y. 2017-18 are enclosed as Annexure.

3. This issues with the approval of the Competent Authority.

Encl: as above.

Yours faithfully,

A. Mittal

(Archana Mittal)
Director (UPA)-I
Tel. 23062127

Copy to Mission Director of all States/UTs

STATE-WISE MINORITY PHYSICAL TARGET DURING 2017-18 UNDER DAY-NULM

S. No.	State/UT	EST&P		SEP		SM&ID
		No. of minority beneficiaries to be imparted skill training	Minority placement target	No. of minority beneficiaries to be assisted for setting up of individual and group micro enterprises	No. of minority beneficiaries in SHGs to be covered under SHGs Bank Linkage	No. of minority beneficiaries to be covered under SHGs formed
1	Andhra Pradesh	7500	5250	1706	97500	4500
2	Arunachal Pradesh	150	105	32	150	300
3	Assam	3150	2205	260	1520	4500
4	Bihar	7831	5482	825	1500	8100
5	Chhattisgarh	2100	1470	645	3000	7500
6	Goa	300	210	45	240	450
7	Gujarat	2250	1575	390	230	6000
8	Haryana	2250	1575	1875	2250	6750
9	Himachal Pradesh	525	368	105	300	800
10	Jammu & Kashmir	900	630	1560	600	720
11	Jharkhand	5250	3675	2706	1200	11250
12	Karnataka	5200	3640	745	1880	6860
13	Kerala	900	630	165	10200	3000
14	Madhya Pradesh	7361	5153	4680	10500	18000
15	Maharashtra	5999	4199	1109	3530	12000
16	Manipur	450	315	195	80	1200
17	Meghalaya	240	168	254	380	980
18	Mizoram	918	643	128	450	390
19	Nagaland	585	410	49	170	890
20	Odisha	1500	1050	638	3710	21000
21	Punjab	3750	2625	210	20	3750
22	Rajasthan	3000	2100	1965	3000	10500
23	Sikkim	600	420	17	20	40
24	Tamil Nadu	1500	1050	2400	30000	15000
25	Telangana	2100	1470	585	48490	5670
26	Tripura	450	315	29	440	600
27	Uttar Pradesh	15000	10500	1530	4500	15000
28	Uttarakhand	1773	1241	182	240	1170
29	West Bengal	1728	1210	990	7500	7500
30	A&N Islands	27	19	23	90	90
31	Chandigarh	450	315	23	200	120
32	D&N Haveli	10	7	1	10	10
33	Daman & Diu	11	8	1	10	10
34	Delhi	1500	1050	84	150	150
35	Puducherry	45	32	94	300	240
	Total	87303	6115	26246	234360	175040

F.No. G.24011/1/2016-UPA (FTS 15086)
Government of India
Ministry of Housing & Urban Poverty Alleviation
(UPA Division)

Nirman Bhavan
New Delhi 110011

Dated 2nd June, 2017

To
Principal Secretary/Secretary of
All States/UTs
(in charge of DAY – NULM)

Subject: Physical targets under different components of Deendayal Antyodaya Yojana
– National Urban Livelihoods Mission (DAY-NULM) for the F.Y. 2017-18 –
regarding.

Sir/Madam,

With reference to the subject mentioned above, it is to inform that the Annual Action Plan for the F.Y. 2017-18 for implementation of DAY-NULM submitted by your State / UT has been found to be in order as per the objectives of the DAY-NULM. The State/UT-wise physical targets, based on Annual Action Plans of States/UTs and approved by Hon'ble Minister (HUPA), for the year 2017-18 under DAY-NULM are enclosed. The State/UT may allocate targets across the ULBs and go ahead with implementation of the Annual Action Plan for the F.Y. 2017-18.

2. The expenditure under DAY-NULM may, however, be limited to the allocation made for the F.Y. 2017-18, conveyed vide letter of this Ministry dated 2.6.2017 (copy enclosed). Release of additional funds over and above the financial allocation will depend on submission of requisite documents by the States, utilisation of funds already available with the State, achievement of targets and availability of additional funds with the Ministry.

Encl: as above.

Yours faithfully,

A. Mittal

(Archana Mittal)
Director (UPA)
Tel.: 23062127

Copy to: Mission Director, NULM of all States / UTs

Copy also to:

- 1 PPS to Secretary (HUPA)
- 2 PS to JS (UPA)
- 3 PS to JS & FA
- 4 CCA, M/o HUPA
- 5 Dir (UPA) / DS (UPA), M/o HUPA
- 6 Dir (Budget), M/o HUPA
- 7 Dir (Coordn), M/o HUPA
- 8 Technical Director, NIC, with the request for uploading the same on the website of DAY-NULM

A. Mittal

(Archana Mittal)
Director (UPA)

TARGETS FOR VARIOUS COMPONENTS UNDER DAY-NULM FOR THE F.Y. 2017-18

S.No.	State/UT	SM&ID		EST&P	SEP		SUH		SUSV
		Formation of SHG	Disbursement of Revolving Fund	Skill Training of Urban Poor	Assistance under SEP (I&G)	SHG Bank Linkage	Sanction of Shelters	Operationalisation of Shelters	Completion of Street Vendor Survey
1	Andhra Pradesh	3000	2500	50000	11370	65000	27	13	43
2	Arunachal Pradesh	200	300	1000	216	100	0	0	16
3	Assam	3000	4000	21000	1732	1016	31	15	36
4	Bihar	5400	5400	52208	5500	1000	40	60	98
5	Chhattisgarh	5000	5000	14000	4300	2000	32	17	29
6	Goa	300	300	2000	300	160	3	0	14
7	Gujarat	4000	2800	15000	2600	150	15	5	153
8	Haryana	4500	4500	15000	12500	1500	12	0	2
9	Himachal Pradesh	530	650	3500	700	200	4	4	39
10	Jammu & Kashmir	480	360	6000	10400	400	3	1	19
11	Jharkhand	7500	6056	35000	18040	800	40	30	15
12	Karnataka*	4570	3656	34666	4965	1250	54	32	50
13	Kerala	2000	1500	6000	1100	6800	8	21	27
14	Madhya Pradesh	12000	11947	49076	31200	7000	44	4	323
15	Maharashtra	8000	7000	39990	7396	2354	120	56	53
16	Manipur	800	1462	3000	1300	50	4	0	13
17	Meghalaya	650	570	1600	1695	250	3	2	3
18	Mizoram	259	409	6120	850	300	49	9	5
19	Nagaland	592	582	3900	325	110	1	0	2
20	Odisha	14000	20000	10000	4250	2470	14	14	31
21	Punjab	2500	3893	25000	1400	10	23	23	7
22	Rajasthan	7000	6000	20000	13100	2000	250	100	35
23	Sikkim	25	10	4000	115	10	0	0	7
24	Tamil Nadu	10000	15000	10000	16000	20000	89	40	13
25	Telangana	3783	27912	14000	3893	32327	22	11	8
26	Tripura	400	200	3000	190	295	5	5	20
27	Uttar Pradesh	10000	12000	100000	10200	3000	40	89	27
28	Uttarakhand	780	400	11820	1213	160	15	3	16
29	West Bengal	5000	11000	11520	6600	5000	20	10	0
30	A&N Islands	60	48	180	154	60	1	0	1
31	Chandigarh	80	50	3000	152	135	9	0	0
32	D&N Haveli	7	5	66	7	4	1	0	0
33	Daman & Diu	7	5	75	7	5	1	0	0
34	Delhi	100	1000	10000	560	100	0	0	0
35	Puducherry	163	260	300	624	201	1	0	0
	All India	116686	156775	582021	174954	156217	981	564	1105

F.No. G.24011/1/2016-UPA (FTS 15086)
Government of India
Ministry of Housing & Urban Poverty Alleviation
(UPA Division)

Nirman Bhavan
New Delhi 110011

Dated 2nd June, 2017

To
Principal Secretary/Secretary of
All States/UTs
(in charge of DAY – NULM)

Subject: Physical targets under different components of Deendayal Antyodaya Yojana
– National Urban Livelihoods Mission (DAY-NULM) for the F.Y. 2017-18 –
regarding.

Sir/Madam,

With reference to the subject mentioned above, it is to inform that the Annual Action Plan for the F.Y. 2017-18 for implementation of DAY-NULM submitted by your State / UT has been found to be in order as per the objectives of the DAY-NULM. The State/UT-wise physical targets, based on Annual Action Plans of States/UTs and approved by Hon'ble Minister (HUPA), for the year 2017-18 under DAY-NULM are enclosed. The State/UT may allocate targets across the ULBs and go ahead with implementation of the Annual Action Plan for the F.Y. 2017-18.

2. The expenditure under DAY-NULM may, however, be limited to the allocation made for the F.Y. 2017-18, conveyed vide letter of this Ministry dated 2.6.2017 (copy enclosed). Release of additional funds over and above the financial allocation will depend on submission of requisite documents by the States, utilisation of funds already available with the State, achievement of targets and availability of additional funds with the Ministry.

Encl: as above.

Yours faithfully,

A. Mittal

(Archana Mittal)
Director (UPA)
Tel.: 23062127

Copy to: Mission Director, NULM of all States / UTs

Copy also to:

- 1 PPS to Secretary (HUPA)
- 2 PS to JS (UPA)
- 3 PS to JS & FA
- 4 CCA, M/o HUPA
- 5 Dir (UPA) / DS (UPA), M/o HUPA
- 6 Dir (Budget), M/o HUPA
- 7 Dir (Coordn), M/o HUPA
- 8 Technical Director, NIC, with the request for uploading the same on the website of DAY-NULM

A. Mittal
(Archana Mittal)
Director (UPA)

TARGETS FOR VARIOUS COMPONENTS UNDER DAY-NULM FOR THE F.Y. 2017-18

S.No.	State/UT	SM&ID		EST&P	SEP		SUH		SUSV
		Formation of SHG	Disbursement of Revolving Fund	Skill Training of Urban Poor	Assistance under SEP (I&G)	SHG Bank Linkage	Sanction of Shelters	Operationisation of Shelters	Completion of Street Vendor Survey
1	Andhra Pradesh	3000	2500	50000	11370	65000	27	13	43
2	Arunachal Pradesh	200	300	1000	216	100	0	0	16
3	Assam	3000	4000	21000	1732	1016	31	15	36
4	Bihar	5400	5400	52208	5500	1000	40	60	98
5	Chhattisgarh	5000	5000	14000	4300	2000	32	17	29
6	Goa	300	300	2000	300	160	3	0	14
7	Gujarat	4000	2800	15000	2600	150	15	5	153
8	Haryana	4500	4500	15000	12500	1500	12	0	2
9	Himachal Pradesh	530	650	3500	700	200	4	4	39
10	Jammu & Kashmir	480	360	6000	10400	400	3	1	19
11	Jharkhand	7500	6056	35000	18040	800	40	30	15
12	Karnataka*	4570	3656	34666	4965	1250	54	32	50
13	Kerala	2000	1500	6000	1100	6800	8	21	27
14	Madhya Pradesh	12000	11947	49076	31200	7000	44	4	323
15	Maharashtra	8000	7000	39990	7396	2354	120	56	53
16	Manipur	800	1462	3000	1300	50	4	0	13
17	Meghalaya	650	570	1600	1695	250	3	2	3
18	Mizoram	259	409	6120	850	300	49	9	5
19	Nagaland	592	582	3900	325	110	1	0	2
20	Odisha	14000	20000	10000	4250	2470	14	14	31
21	Punjab	2500	3893	25000	1400	10	23	23	7
22	Rajasthan	7000	6000	20000	13100	2000	250	100	35
23	Sikkim	25	10	4000	115	10	0	0	7
24	Tamil Nadu	10000	15000	10000	16000	20000	89	40	13
25	Telangana	3783	27912	14000	3893	32327	22	11	8
26	Tripura	400	200	3000	190	295	5	5	20
27	Uttar Pradesh	10000	12000	100000	10200	3000	40	89	27
28	Uttarakhand	780	400	11820	1213	160	15	3	16
29	West Bengal	5000	11000	11520	6600	5000	20	10	0
30	A&N Islands	60	48	180	154	60	1	0	1
31	Chandigarh	80	50	3000	152	135	9	0	0
32	D&N Haveli	7	5	66	7	4	1	0	0
33	Daman & Diu	7	5	75	7	5	1	0	0
34	Delhi	100	1000	10000	560	100	0	0	0
35	Puducherry	163	260	300	624	201	1	0	0
	All India	116686	156775	582021	174954	156217	981	564	1105

SEP Target for the Financial Year -2017-18

Sl. No.	District	Name of the ULBs	SHG Credit linkage Target for the FY 2017-18	SEP-I Target For the FY-2017-18	SEP-G Target For the FY-2017-18
1	Alipurduar	Alipurduar	250	60	5
2	Bankura	Bankura	275	136	5
3	Bankura	Bishnupur	175	48	3
4	Bankura	Sonamukhi	200	50	3
5	Birbhum	Bolpur	200	230	10
6	Birbhum	Dubrajpur	50	120	5
7	Birbhum	Nalhathi	150	50	10
8	Birbhum	Rampurhat	300	60	5
9	Birbhum	Sainthia	100	42	3
10	Birbhum	Suri	200	50	3
11	Burdwan	Asansol MC	500	48	3
12	Burdwan	Burdwan	300	25	3
13	Burdwan	Dainhat	150	102	5
14	Burdwan	Durgapur	400	198	5
15	Burdwan	Gushkara	150	96	5
16	Burdwan	Kalna	50	70	3
17	Burdwan	Katwa	250	60	5
18	Burdwan	Memari	100	48	3
19	Cooch Behar	Cooch Behar	150	55	3
20	Cooch Behar	Dinhata	150	40	3
21	Cooch Behar	Haldibari	50	40	3
22	Cooch Behar	Mathabhanga	60	42	3
23	Cooch Behar	Mekliganj	75	40	3
24	Cooch Behar	Tufanganj	160	25	3
25	Dakshin Dinajpur	Balurghat	200	105	5
26	Dakshin Dinajpur	Buniadpur	50	50	5
27	Dakshin Dinajpur	Gangarampore	270	40	3
28	Darjeeling	Darjeeling	50	40	3
29	Darjeeling	Kalimpong	50	40	10
30	Darjeeling	Kurseong	150	30	0
31	Darjeeling	Mirik	50	30	3
32	Darjeeling	Siliguri	600	30	0
33	Hooghly	Arambagh	50	50	3
34	Hooghly	Baidyabati	50	50	5
35	Hooghly	Bansberia	250	50	3
36	Hooghly	Bhadreswar	300	30	5
37	Hooghly	Champdany	50	70	5
38	Hooghly	Chandannagar MC	400	70	5
39	Hooghly	Dankuni	50	48	3
40	Hooghly	Hooghly Chinsurah	275	48	3
41	Hooghly	Konnagar	50	56	3
42	Hooghly	Rishra	150	50	3
43	Hooghly	Serampore	50	48	3
44	Hooghly	Tarakeswar	50	56	3

SEP Target for the Financial Year -2017-18

Sl. No.	District	Name of the ULBs	SHG Credit linkage Target for the FY 2017-18	SEP -I Target For the FY-2017-18	SEP -G Target For the FY-2017-18
45	Hooghly	Uttarpara Kotrung	125	50	3
46	Howrah	Howrah MC	150	190	5
47	Howrah	Uluberia	200	76	5
48	Jalpaiguri	Dhupguri	90	45	5
49	Jalpaiguri	Mal	170	42	5
50	Jalpaiguri	Jalpaiguri	150	75	5
51	Kolkata	Kolkata	500	200	15
52	Malda	English Bazar	120	144	3
53	Malda	Old Malda	150	49	3
54	Murshidabad	Beldanga	100	48	4
55	Murshidabad	Berhampore	150	40	4
56	Murshidabad	Dhulian	250	48	4
57	Murshidabad	Domkol	100	42	4
58	Murshidabad	Jangipur	122	50	4
59	Murshidabad	Jiaganj-Azimganj	200	48	4
60	Murshidabad	Kandi	50	30	3
61	Murshidabad	Murshidabad	150	40	4
62	Nadia	Birnagar	200	56	5
63	Nadia	Chakdah	175	120	5
64	Nadia	Cooper's Camp	100	80	5
65	Nadia	Gayeshpur	100	48	3
66	Nadia	Haringhata	100	54	3
67	Nadia	Kalyani	125	48	4
68	Nadia	Krishnanagar	460	52	3
69	Nadia	Nabadwip	400	42	3
70	Nadia	Ranaghat	200	30	3
71	Nadia	Santipur	250	30	3
72	Nadia	Taherpur	75		
73	North 24 Parganas	Ashokenagar	125	50	4
74	North 24 Parganas	Baduria	125	48	4
75	North 24 Parganas	Baranagar	150	75	4
76	North 24 Parganas	Barasat	50	42	4
77	North 24 Parganas	Barrackpore	400	50	4
78	North 24 Parganas	Basirhat	200	50	4
79	North 24 Parganas	Bhatpara	400	70	4
80	North 24 Parganas	Bidhannagar MC	50	50	2
81	North 24 Parganas	Bongaon	500	50	4
82	North 24 Parganas	Dum Dum	100	85	4
83	North 24 Parganas	Garulia	50	50	4
84	North 24 Parganas	Gobardanga	250	30	3
85	North 24 Parganas	Habra	350	95	3
86	North 24 Parganas	Halisahar	50	54	3
87	North 24 Parganas	Kamarhati	350	95	3
88	North 24 Parganas	Kanchrapara	60	50	3

SEP Target for the Financial Year -2017-18

Sl. No.	District	Name of the ULBs	SHG Credit linkage Target for the FY 2017-18	SEP -I Target For the FY-2017-18	SEP -G Target For the FY-2017-18
89	North 24 Parganas	Khardah	200	60	3
90	North 24 Parganas	Madhyamgram	450	112	4
91	North 24 Parganas	Naihati	60	48	4
92	North 24 Parganas	New Barrackpur	200	42	4
93	North 24 Parganas	North Barrackpore	175	42	4
94	North 24 Parganas	North Dum Dum	500	63	4
95	North 24 Parganas	Panihati	360	75	5
96	North 24 Parganas	South Dum Dum	50	93	4
97	North 24 Parganas	Taki	125	50	5
98	North 24 Parganas	Titagarh	50	40	3
99	Paschim Medinipur	Chandrakona	50	30	3
100	Paschim Medinipur	Ghatal	100	45	3
101	Paschim Medinipur	Jhargram	150	45	3
102	Paschim Medinipur	Kharagpur	500	92	4
103	Paschim Medinipur	Kharar	30	20	4
104	Paschim Medinipur	Khirpai	100	40	4
105	Paschim Medinipur	Medinipur	300	84	4
106	Paschim Medinipur	Ramjibanpur	80	40	4
107	Purba Medinipur	Contai	150	50	4
108	Purba Medinipur	Egra	150	50	4
109	Purba Medinipur	Haldia	500	50	3
110	Purba Medinipur	Panskura	150	50	3
111	Purba Medinipur	Tamluk	150	50	4
112	Purulia	Jhalda	50	30	3
113	Purulia	Purulia	250	84	4
114	Purulia	Raghunathpur	50	45	3
115	South 24 Parganas	Baruipur	50	50	4
116	South 24 Parganas	Budge Budge	50	40	3
117	South 24 Parganas	Diamond Harbour	50	30	3
118	South 24 Parganas	Jainagar-Mazilpur	50	40	4
119	South 24 Parganas	Maheshtala	100	45	4
120	South 24 Parganas	Pujali	20	20	3
121	South 24 Parganas	Rajpur Sonarpur	720	102	4
122	Uttar Dinajpur	Dalkhola	50	112	4
123	Uttar Dinajpur	Islampur	100	64	4
124	Uttar Dinajpur	Kaliaganj	100	60	4
125	Uttar Dinajpur	Raiganj	450	50	4

SM & ID Target for the Financial Year - 2017-18

Sl No	ULB Name	Distrit Name	TARGET FOR SHG 2017-2018	Target of ALF 2017-2018	Target of CLF 2017-2018	Financial Literacy Camp
1	Alipurduar	Alipurduar	50	20	2	4
2	Arambagh	Hooghly	100	8	1	4
3	AsansolMC	Burdwan	150	37	4	12
4	AshokenagarKalyan garh	North 24 Parganas	50	16	1	4
5	Baduria	North 24 Parganas	20	14	1	4
6	Baidyabati	Hooghly	200	16	1	4
7	Balurghat	Dakshin Dinajpur	50	32	2	4
8	Bankura	Bankura	200	22	3	4
9	Bansberia	Hooghly	100	0	0	4
10	Baranagar	North 24 Parganas	200	0	2	4
11	Barasat	North 24 Parganas	150	11	1	4
12	Barrackpore	North 24 Parganas	100	11	1	4
13	Baruipur	South 24 Parganas	30	5	0	4
14	Basirhat	North 24 Parganas	100	11	2	4
15	Beldanga	Murshidabad	30	1	1	4
16	Berhampore	Murshidabad	50	0	1	4
17	Bhadreswar	Hooghly	100	18	3	4
18	Bhatpara	North 24 Parganas	250	0	1	4
19	BidhannagarMC	North 24 Parganas	250	17	1	12
20	Birnagar	Nadia	30	10	0	4
21	Bishnupur	Bankura	30	21	1	4
22	Bolpur	Birbhum	100	4	2	4
23	Bongaon	North 24 Parganas	100	46	4	4
24	Budge Budge	South 24 Parganas	30	7	0	4
25	Buniadpur	Dakshin Dinajpur	30	17	1	4
26	Burdwan	Burdwan	200	34	3	4
27	Chakdah	Nadia	100	8	2	4
28	Champdany	Hooghly	100	12	1	4
29	ChandernagoreMC	Hooghly	100	0	1	4
30	Chandrakona	Paschim Medinipur	30	7	0	4
31	Contai	Purba Medinipur	100	29	0	4
32	CoochBehar	Cooch Behar	50	13	1	4
33	CoopersCamp	Nadia	30	2	0	4
34	Dainhat	Burdwan	50	7	1	4
35	Dalkhola	Uttar Dinajpur	30	9	1	4
36	Dankuni	Hooghly	30	6	0	4
37	Darjeeling	Darjeeling	20	0	0	4
38	Dhulian	Murshidabad	30	3	2	4
39	Dhupguri	Jalpaiguri	30	0	1	4
40	DiamondHarbour	South 24 Parganas	30	2	0	4
41	Dinhata	Cooch Behar	50	3	1	4
42	Domkal	Murshidabad	30	53	4	4
43	Dubrajpur	Birbhum	30	7	0	4
44	DumDum	North 24 Parganas	100	7	1	4
45	DurgapurMC	Burdwan	200	35	3	12
46	Egra	Purba Medinipur	50	17	1	4

SM & ID Target for the Financial Year - 2017-18

SI No	ULB Name	Distrit Name	TARGET FOR SHG 2017-2018	Target of ALF 2017-2018	Target of CLF 2017-2018	Financial Literacy Camp
47	EnglishBazar	Malda	50	0	0	4
48	Gangarampore	Dakshin Dinajpur	30	2	0	4
49	Garulia	North 24 Parganas	30	2	0	4
50	Gayeshpur	Nadia	50	3	1	4
51	Ghatal	Paschim Medinipur	100	12	1	4
52	Gobardanga	North 24 Parganas	30	25	2	4
53	Gushkara	Burdwan	30	13	1	4
54	Habra	North 24 Parganas	50	0	3	4
55	Haldia	Purba Medinipur	100	30	4	4
56	Haldibari	Cooch Behar	30	8	1	4
57	Halisahar	North 24 Parganas	150	12	1	4
58	Haringhata	Nadia	30	36	2	4
59	HooghlyChinsurah	Hooghly	100	13	2	4
60	HowrahMC	Howrah	200	19	1	4
61	Islampur	Uttar Dinajpur	30	10	1	4
62	JainagarMazilpur	South 24 Parganas	30	6	0	4
63	Jalpaiguri	Jalpaiguri	50	0	1	4
64	Jangipur	Murshidabad	30	14	1	4
65	Jhalda	Purulia	30	2	0	4
66	Jhargram	Paschim Medinipur	30	14	1	4
67	JiaganjAzimganj	Murshidabad	30	0	0	4
68	Kaliaganj	Uttar Dinajpur	50	9	1	4
69	Kalimpong	Darjeeling	30	1	0	4
70	Kalna	Burdwan	30	8	1	4
71	Kalyani	Nadia	50	0	0	4
72	Kamarhati	North 24 Parganas	200	0	3	4
73	Kanchrapara	North 24 Parganas	100	8	1	4
74	Kandi	Murshidabad	30	2	0	4
75	Katwa	Burdwan	100	27	2	4
76	Kharagpur	Paschim Medinipur	150	0	4	4
77	Kharar	Paschim Medinipur	50	5	0	4
78	Khardah	North 24 Parganas	100	0	1	4
79	Khirpai	Paschim Medinipur	50	4	0	4
80	KolkataMC	Kolkata	200	0	1	12
81	Konnagar	Hooghly	50	6	0	4
82	Krishnanagar	Nadia	200	54	0	4
83	Kurseong	Darjeeling	100	5	1	4
84	Madhyamgram	North 24 Parganas	100	0	3	4
85	Maheshtala	South 24 Parganas	200	23	2	4
86	Mal	Jalpaiguri	50	8	1	4
87	Mathabhanga	Cooch Behar	30	3	0	4
88	Mekliganj	Paschim Medinipur	30	31	2	4
89	Memari	Cooch Behar	50	0	1	4
90	Midnapore	Burdwan	150	0	0	4
91	Mirik	Darjeeling	20	1	0	4
92	Murshidabad	Murshidabad	100	22	2	4
93	Nabadwip	Nadia	100	13	2	4

SM & ID Target for the Financial Year - 2017-18

SI No	ULB Name	Distrit Name	TARGET FOR SHG 2017-2018	Target of ALF 2017-2018	Target of CLF 2017-2018	Financial Literacy Camp
94	Naihati	North 24 Parganas	50	8	1	4
95	Nalhahi	Birbhum	30	16	1	4
96	NewBarrackpore	North 24 Parganas	100	16	1	4
97	NorthBarrackpore	North 24 Parganas	100	0	1	4
98	NorthDumDum	North 24 Parganas	50	0	0	4
99	OldMalda	Malda	30	16	1	4
100	Panihati	North 24 Parganas	150	0	0	4
101	Panskura	Purba Medinipur	50	12	1	4
102	Pujali	South 24 Parganas	20	3	0	4
103	Purulia	Purulia	50	11	2	4
104	Raghunathpur	Purulia	30	4	0	4
105	Raiganj	Uttar Dinajpur	50	33	3	4
106	RajpurSonarpur	South 24 Parganas	50	52	5	4
107	Ramjibanpur	Paschim Medinipur	30	10	1	4
108	Rampurhat	Birbhum	30	20	2	4
109	Ranaghat	Nadia	100	22	2	4
110	Rishra	Hooghly	50	12	1	4
111	Sainthia	Birbhum	50	2	0	4
112	Santipur	Nadia	50	9	2	4
113	Serampore	Hooghly	100	9	1	4
114	SiliguriMC	Darjeeling	50	0	4	12
115	Sonamukhi	Bankura	50	11	1	4
116	SouthDumDum	North 24 Parganas	100	8	1	4
117	Suri	Birbhum	200	25	2	4
118	Taherpur	Nadia	50	12	1	4
119	Taki	North 24 Parganas	30	14	1	4
120	Tamralipta	Purba Medinipur	50	0	0	4
121	Tarakeswar	Hooghly	30	4	0	4
122	Titagarh	North 24 Parganas	150	12	1	4
123	Tufanganj	Cooch Behar	30	15	1	4
124	Uluberia	Howrah	100	15	2	4
125	UttarparaKotrung	Hooghly	100	13	1	4

Bank Branch Wise SEP Target for the Financial Year 2017-18

Sl No	Name of the District	Name of the ULB	Name of the Bank	Name of the Branch	No of Active SHGs	No of SHGs credit linked	SHGs are not Credit linked	SHG Credit Linkage Target For the FY- 2017-18	SEP-I Target for the FY-2017-18
1	Alipurduar	Alipurduar	CBI	Alipurduar Branch	55	36	19	14	10
2	Alipurduar	Alipurduar	UBI	Alipurduar Branch	20	18	2	2	10
3	Alipurduar	Alipurduar	BOI	Alipurduar Branch	132	9	123	80	10
4	Alipurduar	Alipurduar	WBSCB	Alipurduar Branch	173	0	173	100	10
5	Alipurduar	Alipurduar	Co-opt Agri & Rural DevBank	Alipurduar Branch	136	85	51	50	10
6	Alipurduar	Alipurduar	SBI	Alipurduar Bazar Branch	4	0	4	4	10
7	Bankura	Bankura	CBI	Bankura	26	0	26	20	
8	Bankura	Bankura	SBI	Bankura town	2	0	2	2	8
9	Bankura	Bankura	UCO	Bankura	12	0	12	8	8
10	Bankura	Bankura	AB	Bankura	37	2	35	21	8
11	Bankura	Bankura	Indian Bank	Bankura	26	0	26	20	8
12	Bankura	Bankura	UBOI	Bankura	14	0	14	10	8
13	Bankura	Bankura	OBC	Bankura	37	0	37	25	8
14	Bankura	Bankura	UBI	Bankura	15	0	15	10	8
15	Bankura	Bankura	PNB	Bankura	9	0	9	9	8
16	Bankura	Bankura	BOI	Lalbazar, Bankura	17	0	17	10	8
17	Bankura	Bankura	BGVB	Bankura	71	9	62	50	8
18	Bankura	Bankura	Canara Bank	Bankura	16	0	16	10	8
19	Bankura	Bankura	BOB	Bankura	2	0	2	2	8
20	Bankura	Bankura	Syndicate Bank	Gobindanagar	15	3	12	8	8
21	Bankura	Bankura	BOI	Katjuridanga	21	0	21	15	8
22	Bankura	Bankura	BGVB	Gobindanagar	32	0	32	25	8
23	Bankura	Bankura	SBI	Katjuridanga	0	0	0	0	8
24	Bankura	Bankura	UCO	Rajagram	52	0	52	30	8
25	Bankura	Bishnupur	BOI	Bishnupur	252	0	252	153	12
26	Bankura	Bishnupur	PNB	Bishnupur	18	0	18	10	12
27	Bankura	Bishnupur	AB	Bishnupur	12	0	12	8	12
28	Bankura	Bishnupur	UBI	Bishnupur	4	0	4	4	12
29	Bankura	Sonamukhi	AB	Sonamukhi	75	0	75	55	10
30	Bankura	Sonamukhi	SBI	Sonamukhi	54	0	54	35	10
31	Bankura	Sonamukhi	UBI	Sonamukhi	56	0	56	40	10
32	Bankura	Sonamukhi	BGVB	Sonamukhi	28	0	28	25	10
33	Birbhum	Bolpur	AB	Bolpur	35	0	35	25	7
34	Birbhum	Bolpur	AB	Santiniketan Road	75	0	75	65	7
35	Birbhum	Bolpur	UBI	Bolpur	48	0	48	38	7
36	Birbhum	Bolpur	UBI	Bhubandanga	35	0	35	25	7
37	Birbhum	Bolpur	UCO	Bolpur	44	24	20	10	7
38	Birbhum	Bolpur	UBOI	Bolpur	26	0	26	16	7
39	Birbhum	Bolpur	SBI	Bolpur	45	13	32	22	7
40	Birbhum	Bolpur	BOB	Bolpur	0	0	0	0	7
41	Birbhum	Bolpur	BOI	Bolpur	0	0	0	0	7
42	Birbhum	Bolpur	Canara Bank	Bolpur	0	0	0	0	7
43	Birbhum	Bolpur	CBI	Bolpur	0	0	0	0	7
44	Birbhum	Bolpur	Dena Bank	Bolpur	0	0	0	0	7
45	Birbhum	Bolpur	OBC	Bolpur	0	0	0	0	7
46	Birbhum	Bolpur	Vijaya Bank	Bolpur	0	0	0	0	7
47	Birbhum	Dubrajpur	SBI	Dubrajpur	32	0	32	20	12
48	Birbhum	Dubrajpur	UCO	Dubrajpur	49	0	49	30	12
49	Birbhum	Dubrajpur	AB	Dubrajpur	0	0	0	0	12
50	Birbhum	Dubrajpur	Bandhan	Dubrajpur	0	0	0	0	12
51	Birbhum	Nalhati	SBI	Nalhati	49	8	41	25	10
52	Birbhum	Nalhati	AB	Nalhati	89	0	89	70	10
53	Birbhum	Nalhati	UCO	Nalhati	75	0	75	55	10
54	Birbhum	Nalhati	Corporation Bank	Nalhati	1	0	1	1	10
55	Birbhum	Nalhati	UBI	Nalhati	0	0	0	0	10
56	Birbhum	Nalhati	Syndicate Bank	Nalhati	0	0	0	0	10
57	Birbhum	Rampurhat	SBI (ADB)	Nischintapur	23	0	23	10	8
58	Birbhum	Rampurhat	UBI	Nischintapur	84	0	84	70	8
59	Birbhum	Rampurhat	UCO	Rampurhat	102	0	102	80	8
60	Birbhum	Rampurhat	SBI	Rampurhat	15	0	15	10	8
61	Birbhum	Rampurhat	UBOI	Rampurhat	27	0	27	20	8
62	Birbhum	Rampurhat	AB	Rampurhat	53	2	51	30	8

Bank Branch Wise SEP Target for the Financial Year 2017-18

Sl No	Name of the District	Name of the ULB	Name of the Bank	Name of the Branch	No of Active SHGs	No of SHGs credit linked	SHGs are not Credit linked	SHG Credit Linkage Target For the FY- 2017-18	SEP-I Target for the FY-2017-18
63	Birbhum	Rampurhat	CBI	Rampurhat	27	0	27	20	8
64	Birbhum	Rampurhat	BOB	Rampurhat	1	0	1	1	8
65	Birbhum	Rampurhat	Canara Bank	Rampurhat	3	0	3	3	8
66	Birbhum	Rampurhat	IDBI	Rampurhat	5	0	5	5	8
67	Birbhum	Rampurhat	OBC	Rampurhat	1	0	1	1	8
68	Birbhum	Rampurhat	PBGB	Rampurhat	115	42	73	50	8
69	Birbhum	Sainthia	SBI	Sainthia	6		6	6	7
70	Birbhum	Sainthia	AB	Sainthia	32	2	30	30	7
71	Birbhum	Sainthia	UCO	Sainthia	16	2	14	14	7
72	Birbhum	Sainthia	UBI	Sainthia	25	1	24	24	7
73	Birbhum	Sainthia	SBI	Sainthia	4	0	4	4	7
74	Birbhum	Sainthia	UBOI	Sainthia	2	0	2	2	7
75	Birbhum	Sainthia	CBI	Sainthia	13	0	13	13	7
76	Birbhum	Sainthia	BOI	Sainthia	9	2	7	7	7
77	Birbhum	Sainthia	OBC	Sainthia	0	0	0	0	7
78	Birbhum	Sainthia	Bandhan	Sainthia	0	0	0	0	7
79	Birbhum	Suri	Syndicate Bank	Suri	3	0	3	6	
80	Birbhum	Suri	Canara Bank	Suri	25	0	25	6	
81	Birbhum	Suri	SBI	Suri	1	0	1	6	
82	Birbhum	Suri	UCO	Hatzan Bazar	26	1	25	6	
83	Birbhum	Suri	UCO	Suri	9	0	9	6	
84	Birbhum	Suri	PNB	Suri	27	0	27	6	
85	Birbhum	Suri	Indian Bank	Suri	37	0	37	6	
86	Birbhum	Suri	IOB	Suri	17	0	17	6	5
87	Birbhum	Suri	BOB	Suri	52	1	51	6	
88	Birbhum	Suri	UBOI	Suri	1	0	1	6	
89	Birbhum	Suri	CBI	Suri	8	1	7	6	
90	Birbhum	Suri	IDBI	Suri	41	0	41	6	
91	Birbhum	Suri	BOI	Suri	21	1	20	6	
92	Birbhum	Suri	AB	Suri	0	0	0	6	
93	Birbhum	Suri	UBI	Suri	0	0	0	6	
94	Birbhum	Suri	PBGB	Suri	0	0	0	6	
95	Birbhum	Suri	OBC	Suri	0	0	0	6	
96	Burdwan	AMC (KULTI)	Burdwan CCB	Neamatpur, KULTI	140	6	134	100	5
97	Burdwan	AMC (KULTI)	BOI	MITHANI	1	0	1	1	5
98	Burdwan	AMC (Jamuria)	BOB	JAMURIA	69	0	69	45	5
99	Burdwan	AMC (Jamuria)	BCCB	DAMODAR PUR	1	0	1	1	5
100	Burdwan	AMC (Jamuria)	BOI	BOGRA	1	0	1	1	5
101	Burdwan	AMC (Jamuria)	BOI	JAMURIA	1	0	1	1	5
102	Burdwan	AMC (Jamuria)	BOI	SATHGRAM	24	0	24	15	5
103	Burdwan	AMC (Jamuria)	Canara Bank	NIGHA	11	0	11	6	5
104	Burdwan	AMC (Jamuria)	SBI	JAMURIA	4	0	4	4	5
105	Burdwan	AMC (Jamuria)	SBI	BIJPUR	15	0	15	10	5
106	Burdwan	AMC (Raniganj)	BOI	Raniganj	4	0	4	4	5
107	Burdwan	AMC (Raniganj)	Raniganj Coopt	Raniganj	110	0	110	90	5
108	Burdwan	AMC (Raniganj)	Syndicate Bank	Raniganj	5	0	5	5	5
109	Burdwan	AMC (Raniganj)	UCO	Raniganj	3	0	3	3	5
110	Burdwan	Asansol MC	AB	Apcar Garden	3	0	3	3	5
111	Burdwan	Asansol MC	AB	S.B. Gorai Road	3	0	3	3	5
112	Burdwan	Asansol MC	Andhara Bank	Asansol Branch	31	0	31	20	5
113	Burdwan	Asansol MC	Andhara Bank	Dhadka Road	1	0	1	1	5
114	Burdwan	Asansol MC	Andhara Bank	Railpar Branch	43	0	43	28	5
115	Burdwan	Asansol MC	BOI	ASANSOL	12	0	12	8	5
116	Burdwan	Asansol MC	BOI	Burnpur Branch	28	0	28	18	5
117	Burdwan	Asansol MC	BOB	ASANSOL	1	0	1	1	5
118	Burdwan	Asansol MC	CBI	Asansol Hospital more	17	0	17	8	5
119	Burdwan	Asansol MC	Indian Bank	Apcar Garden	4	0	4	4	5
120	Burdwan	Asansol MC	Indian Bank	R. K Mission branch	16	0	16	8	5
121	Burdwan	Asansol MC	Indian Bank	ASANSOL	1	0	1	1	5
122	Burdwan	Asansol MC	IOB	ASANSOL	1	0	1	1	5
123	Burdwan	Asansol MC	SBI	Dhadka	2	0	2	2	5
124	Burdwan	Asansol MC	SBI	RANGAPARA	19	0	19	8	5
125	Burdwan	Asansol MC	SBI	BARNPUR	1	0	1	1	5

Bank Branch Wise SEP Target for the Financial Year 2017-18

SI No	Name of the District	Name of the ULB	Name of the Bank	Name of the Branch	No of Active SHGs	No of SHGs credit linked	SHGs are not Credit linked	SHG Credit Linkage Target For the FY- 2017-18	SEP-I Target for the FY-2017-18
126	Burdwan	Asansol MC	SBI	RADHANAGAR	1	0	1	1	5
127	Burdwan	Asansol MC	SBI	Mohishila	12	0	12	8	5
128	Burdwan	Asansol MC	Burdwan CCB	ASANSOL	1	0	1	1	5
129	Burdwan	Asansol MC	Burdwan CCB	Burnpur	6	0	6	6	5
130	Burdwan	Asansol MC	UBI	Burnpur Branch	12	0	12	8	5
131	Burdwan	Asansol MC	UBI	Hutton Road	16	0	16	8	5
132	Burdwan	Asansol MC	UBI	Station Bazar branch, Asansol	4	0	4	4	5
133	Burdwan	Asansol MC	UBI	Apcar Garden	4	0	4	4	5
134	Burdwan	Asansol MC	UBI	Asansol	2	0	2	2	5
135	Burdwan	Asansol MC	UBI	KALLA	2	0	2	2	5
136	Burdwan	Asansol MC	UBI	Ushagram	11	0	11	7	5
137	Burdwan	Asansol MC	Canara Bank	ASANSOL	29	0	29	18	5
138	Burdwan	Asansol MC	P&SB	ASANSOL	4	0	4	4	5
139	Burdwan	Asansol MC	UCO	ASANSOL	1	0	1	1	5
140	Burdwan	Asansol MC	UCO	Burnpur Branch	31	0	31	20	5
141	Burdwan	Asansol MC	UBOI	ASANSOL	5	0	5	5	5
142	Burdwan	Gushkara	AB	Gushkara	70	2	68	58	8
143	Burdwan	Gushkara	AB	Dharapara	53	0	53	45	8
144	Burdwan	Gushkara	SBI	Itachanda, ADB	43	0	43	30	8
145	Burdwan	Gushkara	SBI	Gushkara	1	0	1	1	8
146	Burdwan	Gushkara	BOI	Gushkara	11	0	11	11	8
147	Burdwan	Gushkara	BOB	Gushkara	5	0	5	5	8
148	Burdwan	Kalna	UBI	Kalna	64	0	64	30	6
149	Burdwan	Kalna	UCO	Kalna	23	0	23	20	6
150	Burdwan	Kalna	BOB	Kalna	0	0	0	0	6
151	Burdwan	Kalna	BOI	Kalna	0	0	0	0	6
152	Burdwan	Kalna	SBI	Kalna	0	0	0	0	6
153	Burdwan	Kalna	OBC	Kalna	0	0	0	0	6
154	Burdwan	Kalna	Canara Bank	Kalna	0	0	0	0	6
155	Burdwan	Katwa	SBI	Katwa	79	0	79	45	6
156	Burdwan	Katwa	SBI (ADB)	Katwa	0	0	0	0	6
157	Burdwan	Katwa	UBI	Katwa	33	0	33	25	6
158	Burdwan	Katwa	CBI	Katwa	221	0	221	150	6
159	Burdwan	Katwa	UCO	Katwa	38	0	38	30	6
160	Burdwan	Katwa	AB	Katwa	0	0	0	0	6
161	Burdwan	Katwa	BOI	Katwa	0	0	0	0	6
162	Burdwan	Katwa	Canara Bank	Katwa	0	0	0	0	6
163	Burdwan	Katwa	OBC	Katwa	0	0	0	0	6
164	Burdwan	Katwa	IDBI	Katwa	0	0	0	0	6
165	Burdwan	Memari	Canara Bank	Memari	0	0	0	0	5
166	Burdwan	Memari	BOB	Memari	0	0	0	0	5
167	Burdwan	Memari	CBI	Memari	11	0	11	10	5
168	Burdwan	Memari	SBI	Memari	0	0	0	0	5
169	Burdwan	Memari	SBI (ADB)	Memari	9	0	9	9	5
170	Burdwan	Memari	Dena Bank	Memari	0	0	0	0	5
171	Burdwan	Memari	Canara Bank	Memari	0	0	0	0	5
172	Burdwan	Memari	Corporation Bank	Memari	0	0	0	0	5
173	Burdwan	Memari	IOB	Memari	65	0	65	51	5
174	Burdwan	Memari	UBI	Memari	39	0	39	30	5
175	Burdwan	Durgapur MC	AB	Hattala Road	31	0	31	20	3
176	Burdwan	Durgapur MC	AB	Main Branch	0	0	0	0	3
177	Burdwan	Durgapur MC	AB	Durgapur Branch	0	0	0	0	3
178	Burdwan	Durgapur MC	AB	Nachan Road Branch	0	0	0	0	3
179	Burdwan	Durgapur MC	AB	City Centre Branch	9	0	9	9	3
180	Burdwan	Durgapur MC	Andhra Bank	Benachity	0	0	0	0	3
181	Burdwan	Durgapur MC	Andhra Bank	Heem Sheela	0	0	0	0	3
182	Burdwan	Durgapur MC	BOB	Benachity	0	0	0	0	3
183	Burdwan	Durgapur MC	BOI	Gopal Math	22	0	22	15	3
184	Burdwan	Durgapur MC	BOI	Durgapur	0	0	0	0	3
185	Burdwan	Durgapur MC	Bardhaman CCB	A-Zone	0	0	0	0	3
186	Burdwan	Durgapur MC	Bardhaman CCB	B-Zone	0	0	0	0	3
187	Burdwan	Durgapur MC	Bardhaman CCB	City centre	0	0	0	0	3
188	Burdwan	Durgapur MC	Bardhaman CCB	Station Road Branch	0	0	0	0	3

Bank Branch Wise SEP Target for the Financial Year 2017-18

Sl No	Name of the District	Name of the ULB	Name of the Bank	Name of the Branch	No of Active SHGs	No of SHGs credit linked	SHGs are not Credit linked	SHG Credit Linkage Target For the FY- 2017-18	SEP-I Target for the FY-2017-18
189	Burdwan	Durgapur MC	Canara Bank	Benachity	0	0	0	0	3
190	Burdwan	Durgapur MC	Canara Bank	Sagarbhanga	1	0	1	1	3
191	Burdwan	Durgapur MC	CBI	Durgapur Branch	0	0	0	0	3
192	Burdwan	Durgapur MC	CBI	Mamra Branch	36	0	36	25	3
193	Burdwan	Durgapur MC	CBI	M.D.College	0	0	0	0	3
194	Burdwan	Durgapur MC	CBI	Bidhan Nagar	7	0	7	7	3
195	Burdwan	Durgapur MC	CBI	Station Bajar	18	0	18	10	3
196	Burdwan	Durgapur MC	Centurian Bank of Pu	Benachity	0	0	0	0	3
197	Burdwan	Durgapur MC	Corporation Bank	Durgapur	0	0	0	0	3
198	Burdwan	Durgapur MC	Dena Bank	Durgapur	0	0	0	0	3
199	Burdwan	Durgapur MC	Durgapur Steel Peopl	Durgapur	0	0	0	0	3
200	Burdwan	Durgapur MC	Indian Bank	Benachity	13	0	13	8	3
201	Burdwan	Durgapur MC	IOB	Durgapur	0	0	0	0	3
202	Burdwan	Durgapur MC	OBC	City Centre	3	0	3	3	3
203	Burdwan	Durgapur MC	PNB	Bidhannagar	0	0	0	0	3
204	Burdwan	Durgapur MC	PNB	Benachity	0	0	0	0	3
205	Burdwan	Durgapur MC	SBI	City Centre	1	0	1	1	3
206	Burdwan	Durgapur MC	SBI	Station Road	35	0	35	25	3
207	Burdwan	Durgapur MC	SBI	M.A.M.C	0	0	0	0	3
208	Burdwan	Durgapur MC	SBI	F.C.I	1	0	1	1	3
209	Burdwan	Durgapur MC	SBI	C.R.P.F	0	0	0	1	3
210	Burdwan	Durgapur MC	SBI	Muchipara	12	0	12	10	3
211	Burdwan	Durgapur MC	SBI	C.M.E.R.I	0	0	0	0	3
212	Burdwan	Durgapur MC	SBI	Alloy Steel Plant	0	0	0	0	3
213	Burdwan	Durgapur MC	SBI	Benachity	0	0	0	0	3
214	Burdwan	Durgapur MC	SBI	R.E.College	0	0	0	0	3
215	Burdwan	Durgapur MC	SBI	A-Zone	7	0	7	7	3
216	Burdwan	Durgapur MC	SBI	B-Zone	2	0	2	2	3
217	Burdwan	Durgapur MC	SBI	C-Zone	7	0	7	7	3
218	Burdwan	Durgapur MC	Syndicate Bank	Benachity	0	0	0	0	3
219	Burdwan	Durgapur MC	Syndicate Bank	Carmel School	7	0	7	7	3
220	Burdwan	Durgapur MC	south Indian Bank	Durgapur	0	0	0	0	3
221	Burdwan	Durgapur MC	UBOI	Benachity	0	0	0	0	3
222	Burdwan	Durgapur MC	UBOI	SSB	0	0	0	0	3
223	Burdwan	Durgapur MC	UBI	City Centre	45	0	45	36	3
224	Burdwan	Durgapur MC	UBI	Coke-Oven	54	0	54	45	3
225	Burdwan	Durgapur MC	UBI	Durgapur	0	0	0	0	3
226	Burdwan	Durgapur MC	UBI	Main-Gate	32	0	32	25	3
227	Burdwan	Durgapur MC	UBI	Benachity	17	0	17	12	3
228	Burdwan	Durgapur MC	UBI	U.T.I.Extension	0	0	0	0	3
229	Burdwan	Durgapur MC	UBI	Maya Bazar	0	0	0	0	3
230	Burdwan	Durgapur MC	UBI	D.T.P.S.	18	0	18	15	3
231	Burdwan	Durgapur MC	UBI	Amaravati Extension Counte	3	0	3	3	3
232	Burdwan	Durgapur MC	UBI	Bidhannagar	18	0	18	15	3
233	Burdwan	Durgapur MC	UBI	A.S.P.	12	0	12	0	3
234	Burdwan	Durgapur MC	UBI	Extension D.S.P.	0	0	0	0	3
235	Burdwan	Durgapur MC	UCO	City Centre	48	0	48	40	3
236	Burdwan	Durgapur MC	UCO	B-Zone	0	0	0		3
237	Burdwan	Durgapur MC	UCO	Benachity	5	0	5	5	3
238	Burdwan	Durgapur MC	UCO	Bidhannagar	0	0	0	0	3
239	Burdwan	Durgapur MC	UCO	Durgapur Steel City	56	0	56	45	3
240	Burdwan	Burdwan	AB	KHOSHBAGAN	5	0	5	5	2
241	Burdwan	Burdwan	AB	STATION BAZAR	8	0	8	8	2
242	Burdwan	Burdwan	AB	SADARGHAT ROAD	4	0	4	4	2
243	Burdwan	Burdwan	AB	NUTANGANJ	1	0	1	1	2
244	Burdwan	Burdwan	AB	BURDWAN	0	0	0	0	2
245	Burdwan	Burdwan	Andhara Bank	PARBIRHATA	15	0	15	10	2
246	Burdwan	Burdwan	BOB	BHANGAKUTHI	9	0	9	5	2
247	Burdwan	Burdwan	BOB	MAIN BRANCH	2	0	2	2	2
248	Burdwan	Burdwan	BOI	BURDWAN	12	0	12	6	2
249	Burdwan	Burdwan	BOI	VIVEKANANDA COLLEG	19	0	19	8	2
250	Burdwan	Burdwan	Canara Bank	KHAN PUKUR	13	1	12	6	2
251	Burdwan	Burdwan	Canara Bank	B.C. ROAD	0	0	0	0	2

Bank Branch Wise SEP Target for the Financial Year 2017-18

SI No	Name of the District	Name of the ULB	Name of the Bank	Name of the Branch	No of Active SHGs	No of SHGs credit linked	SHGs are not Credit linked	SHG Credit Linkage Target For the FY- 2017-18	SEP-I Target for the FY-2017-18
252	Burdwan	Burdwan	CBI	VIVEKANANDA MAHAVIDYALAYA	29	0	29	15	2
253	Burdwan	Burdwan	CBI	POLICE LINE	3	0	3	3	2
254	Burdwan	Burdwan	CBI	MAIN BRANCH BAIDYANATH KATRA	3	0	3	3	2
255	Burdwan	Burdwan	CBI	KRISHNAPUR	9	0	9	9	2
256	Burdwan	Burdwan	CBI	BAHIRSARBAMONGALA	7	0	7	7	2
257	Burdwan	Burdwan	Corporation Bank	BURDWAN	0	0	0	0	2
258	Burdwan	Burdwan	Dena Bank	BURDWAN	0	0	0	0	2
259	Burdwan	Burdwan	IDBI	PARBIRHATA	0	0	0	0	2
260	Burdwan	Burdwan	Indian Bank	BURDWAN	19	3	16	8	2
261	Burdwan	Burdwan	IOB	BURDWAN	14	0	14	8	2
262	Burdwan	Burdwan	OBC	STATION BAZAR	7	0	7	7	2
263	Burdwan	Burdwan	OBC	BURDWAN	0	0	0		2
264	Burdwan	Burdwan	PBGB	KANCHANNAGAR	7	0	7	7	2
265	Burdwan	Burdwan	PBGB	BURDWAN	1	0	1	1	2
266	Burdwan	Burdwan	P&SB	POLICE LINE	0	0	0	0	2
267	Burdwan	Burdwan	PNB	SADARGHAT	19	0	19	9	2
268	Burdwan	Burdwan	PNB	POLICE LINE	3	0	3	3	2
269	Burdwan	Burdwan	PNB	BURDWAN	8	0	8	8	2
270	Burdwan	Burdwan	PNB	B.C. ROAD	0	0	0	0	2
271	Burdwan	Burdwan	SBI	PARBIRHATA	16	0	16	8	2
272	Burdwan	Burdwan	SBI	BAJEPROTAPPUR	13	0	13	7	2
273	Burdwan	Burdwan	SBI	KHOSHBAGAN	6	0	6	6	2
274	Burdwan	Burdwan	SBI	GOLAPBAG	0	0	0	0	2
275	Burdwan	Burdwan	SBI	KANCHANNAGAR	0	0	0	0	2
276	Burdwan	Burdwan	SBI	BURDWAN	0	0	0	0	2
277	Burdwan	Burdwan	SBI	POLICE LINE (TOWN HA	0	0	0	0	2
278	Burdwan	Burdwan	SBI	SADARGHAT	0	0	0	0	2
279	Burdwan	Burdwan	SBI	BURDWAN UNIVERSITY	0	0	0	0	2
280	Burdwan	Burdwan	Syndicate Bank	RAJCOLLEGE	5	0	5	5	2
281	Burdwan	Burdwan	Syndicate Bank	BURDWAN	0	0	0	0	2
282	Burdwan	Burdwan	Syndicate Bank	ST.XAVIERS SCHOOL BRANCH	35	4	31	15	2
283	Burdwan	Burdwan	Burdwan CCB	SADARGHAT	14	0	14	7	2
284	Burdwan	Burdwan	Burdwan CCB	RAIL GATE	3	0	3	3	2
285	Burdwan	Burdwan	Burdwan CCB	KALPATARU COMPLEX	25	0	25	13	2
286	Burdwan	Burdwan	Burdwan CCB	BURDWAN	0	0	0	0	2
287	Burdwan	Burdwan	UCO	BAJEPROTAPPUR	21	2	19	19	2
288	Burdwan	Burdwan	UCO	MAIN BRANCH	3	0	3	3	2
289	Burdwan	Burdwan	UCO	ALAMGANJ	29	6	23	23	2
290	Burdwan	Burdwan	UCO	BAROBAZAR	1	0	1	1	2
291	Burdwan	Burdwan	UBOI	POLICE LINE	16	0	16	9	2
292	Burdwan	Burdwan	UBOI	BURDWAN MUNICIPALIT	0	0	0	0	2
293	Burdwan	Burdwan	UBOI	PURCUS ROAD MAIN	0	0	0	0	2
294	Burdwan	Burdwan	UBI	RATHTALA KANCHANNAGAR	20	0	20	12	2
295	Burdwan	Burdwan	UBI	MEDICAL COLLEGE	37	0	37	15	2
296	Burdwan	Burdwan	UBI	STATION BAZAR	7	2	5	5	2
297	Burdwan	Burdwan	UBI	NUTANGANJ	15	2	13	6	2
298	Burdwan	Burdwan	UBI	BURDWAN	0	0	0	0	2
299	Burdwan	Burdwan	Vijaya Bank	BURDWAN	0	0	0	0	2
300	Burdwan	Dainhat	SBI	Dainhat	203	0	203	150	13
301	Burdwan	Dainhat	PBGB	Dainhat	0	0	0	0	12
302	Coochbehar	Coochbehar	BOI	Cooch Behar	4	0	4	4	5
303	Coochbehar	Coochbehar	Syndicate Bank	Cooch Behar	56	15	41	20	5
304	Coochbehar	Coochbehar	IOB	Cooch Behar	14	0	14	10	5
305	Coochbehar	Coochbehar	SBI	Cooch Behar Bazar	7	0	7	7	5
306	Coochbehar	Coochbehar	UCO	Cooch Behar	107	0	107	70	5
307	Coochbehar	Coochbehar	BOB	Cooch Behar	7	4	3	3	5
308	Coochbehar	Coochbehar	IDBI	Cooch Behar	1	0	1	1	5
309	Coochbehar	Coochbehar	AB	Cooch Behar	2	0	2	2	5

Bank Branch Wise SEP Target for the Financial Year 2017-18

SI No	Name of the District	Name of the ULB	Name of the Bank	Name of the Branch	No of Active SHGs	No of SHGs credit linked	SHGs are not Credit linked	SHG Credit Linkage Target For the FY- 2017-18	SEP-I Target for the FY-2017-18
310	Coochbehar	Coochbehar	SBI	New Town	1	0	1	1	5
311	Coochbehar	Coochbehar	UBI	Cooch Behar	2	0	2	2	5
312	Coochbehar	Coochbehar	UBKGB	Cooch Behar	54	4	50	30	5
313	Coochbehar	Dinhata	SBI	Dinhata	47	0	47	35	10
314	Coochbehar	Dinhata	CBI	Dinhata	70	0	70	45	10
315	Coochbehar	Dinhata	UBKGB	Dinhata	74	0	74	60	10
316	Coochbehar	Dinhata	UBOI	Dinhata	13	0	13	10	10
317	Coochbehar	Haldibari	Jalpaiguri CCB	Haldibari	84	0	84	50	5
318	Coochbehar	Haldibari	CBI	Haldibari	0	0	0	0	5
319	Coochbehar	Haldibari	SBI	Haldibari	0	0	0	0	5
320	Coochbehar	Haldibari	IOB	Haldibari	0	0	0	0	5
321	Coochbehar	Haldibari	Bandhan	Haldibari	0	0	0	0	5
322	Coochbehar	Haldibari	Syndicate Bank	Haldibari	0	0	0	0	5
323	Coochbehar	Haldibari	UBKGB	Haldibari	0	0	0	0	5
324	Coochbehar	Mathabhanga	CBI	Mathabhanga (Br.)	35	0	35	28	5
325	Coochbehar	Mathabhanga	SBI	Hazrahata (Br.)	26	0	26	17	5
326	Coochbehar	Mathabhanga	UBI	Mathabhanga (Br.)	2	0	2	2	5
327	Coochbehar	Mathabhanga	UBKGB	Mathabhanga (Br.)	13	0	13	13	5
328	Coochbehar	Mathabhanga	Syndicate Bank	Mathabhanga (Br.)	0	0	0	0	5
329	Coochbehar	Mathabhanga	Canara Bank	Mathabhanga (Br.)	0	0	0	0	5
330	Coochbehar	Mathabhanga	SBI	Mathabhanga (Br.)	0	0	0	0	5
331	Coochbehar	Mathabhanga	Bandhan	Mathabhanga (Br.)	0	0	0	0	5
332	Coochbehar	Mekhligunj	CBI	Mekhligunj	80	6	74	68	13
333	Coochbehar	Mekhligunj	UBKGB	Mekhligunj	7	0	7	7	12
334	Coochbehar	Tufanganj	CBI	Tufanganj	90	0	90	77	6
335	Coochbehar	Tufanganj	UBKGB	Tufanganj	49	0	49	40	6
336	Coochbehar	Tufanganj	SBI	Tufanganj	6	0	6	6	6
337	Coochbehar	Tufanganj	Co-operative Bank	Tufanganj	13	0	13	10	6
338	Coochbehar	Tufanganj	UBI	Tufanganj	7	0	7	7	6
339	Coochbehar	Tufanganj	Canara Bank	Tufanganj	23	0	23	20	6
340	Coochbehar	Tufanganj	BOI	Tufanganj	0	0	0	0	6
341	Dakshin Dinajpur	Balurghata	SBI	Balurghata	0	0	0	0	5
342	Dakshin Dinajpur	Balurghata	BOB	Balurghata	0	0	0	0	5
343	Dakshin Dinajpur	Balurghata	BGVB	Balurghata	0	0	0	0	5
344	Dakshin Dinajpur	Balurghata	Canara Bank	Balurghata	0	0	0	0	5
345	Dakshin Dinajpur	Balurghata	UBI	Balurghata	0	0	0	0	5
346	Dakshin Dinajpur	Balurghata	CBI	Balurghata	0	0	0	0	5
347	Dakshin Dinajpur	Balurghata	CBI	Atrayee School	0	0	0	0	5
348	Dakshin Dinajpur	Balurghata	PNB	Balurghata	0	0	0	0	5
349	Dakshin Dinajpur	Balurghata	Indian Bank	Balurghata	0	0	0	0	5
350	Dakshin Dinajpur	Balurghata	UCO	Balurghata	0	0	0	0	5
351	Dakshin Dinajpur	Balurghata	IDBI	Balurghata	0	0	0	0	5
352	Dakshin Dinajpur	Balurghata	IOB	Balurghata	0	0	0	0	5
353	Dakshin Dinajpur	Balurghata	AB	Balurghata	0	0	0	0	5
354	Dakshin Dinajpur	Balurghata	AB	Balurghata Bus Terminus	0	0	0	0	5
355	Dakshin Dinajpur	Balurghata	UBOI	Balurghata	0	0	0	0	5
356	Dakshin Dinajpur	Balurghata	BOI	Balurghata	0	0	0	0	5
357	Dakshin Dinajpur	Balurghata	OBC	Balurghata	0	0	0	0	5
358	Dakshin Dinajpur	Balurghata	Syndicate Bank	Balurghata	0	0	0	0	5
359	Dakshin Dinajpur	Balurghata	SBI	Balurghata Bazar	0	0	0	0	5
360	Dakshin Dinajpur	Balurghata	SBI	Raghunathpur	0	0	0	0	5
361	Dakshin Dinajpur	Balurghata	Dakshin Dinajpur District CCB	Balurghata	486	0	486	200	5
362	Dakshin Dinajpur	Buniyadpur	BGVB	Buniyadpur	1	1	0	0	10
363	Dakshin Dinajpur	Buniyadpur	Raigunj CCB	Buniyadpur	32	2	30	30	10
364	Dakshin Dinajpur	Buniyadpur	SBI	Buniyadpur	154	135	19	17	10
365	Dakshin Dinajpur	Buniyadpur	UBI	Buniyadpur	35	32	3	3	10
1476	Dakshin Dinajpur	Gangarampur	IDBI	Gangarampur	106	0	106	70	10
1476	Dakshin Dinajpur	Gangarampur	BGVB	Gangarampur	220	0	220	150	10
1476	Dakshin Dinajpur	Gangarampur	Dakshin Dinajpur District CCB	Gangarampur	80	0	80	50	10
366	Darjeeling	Kalimpong	CBI	Kalimpong	5	0	5	0	4
367	Darjeeling	Kalimpong	SBI	Kalimpong	0	0	0	0	4

Bank Branch Wise SEP Target for the Financial Year 2017-18

SI No	Name of the District	Name of the ULB	Name of the Bank	Name of the Branch	No of Active SHGs	No of SHGs credit linked	SHGs are not Credit linked	SHG Credit Linkage Target For the FY- 2017-18	SEP-I Target for the FY-2017-18
368	Darjeeling	Kalimpong	UBOI	Kalimpong	0	0	0	0	4
369	Darjeeling	Kalimpong	IOB	Kalimpong	0	0	0	0	4
370	Darjeeling	Kalimpong	Canara Bank	Kalimpong	0	0	0	0	4
371	Darjeeling	Kalimpong	BOI	Kalimpong	0	0	0	0	4
372	Darjeeling	Kalimpong	PNB	Kalimpong	0	0	0	0	4
373	Darjeeling	Kalimpong	UBI	Kalimpong	0	0	0	0	4
374	Darjeeling	Kalimpong	Coopt bank	Kalimpong	0	0	0	0	4
375	Darjeeling	Kalimpong	Grameen Bank	Kalimpong	0	0	0	0	4
376	Darjeeling	Kurseong	SBI	Kurseong	0	0	0	0	5
377	Darjeeling	Kurseong	CBI	Kurseong	27	0	27	20	5
378	Darjeeling	Kurseong	AB	Kurseong	160	0	160	98	5
379	Darjeeling	Kurseong	BOB	Kurseong	21	0	21	10	5
380	Darjeeling	Kurseong	Syndicate Bank	Kurseong	30	0	30	15	5
381	Darjeeling	Kurseong	Cooperative Bank	Kurseong	7	0	7	7	5
382	Darjeeling	Mirik	SBI	Mirik	0	0	0		
383	Darjeeling	Mirik	UBI	Mirik	0	0	0		
384	Darjeeling	Mirik	IOB	Mirik	0	0	0		
385	Darjeeling	Mirik	P&SB	Mirik	0	0	0		
386	Darjeeling	Mirik	CBI	Mirik	0	0	0		
387	Darjeeling	Mirik	Bandhan	Mirik	0	0	0		
388	Darjeeling	Mirik	Coopt Society	Mirik	0	0	0		
389	Darjeeling	Siliguri MC	CBI	HILL CART ROAD	2	0	2	2	3
390	Darjeeling	Siliguri MC	CBI	GHOGHOMALI	55	0	55	40	3
391	Darjeeling	Siliguri MC	CBI	NJP	16	0	16	10	3
392	Darjeeling	Siliguri MC	CBI	DABGRAM	78	18	60	40	3
393	Darjeeling	Siliguri MC	CBI	RATHKHOLA	1	0	1	1	3
394	Darjeeling	Siliguri MC	CBI	KHALPARA	0	0	0	0	3
395	Darjeeling	Siliguri MC	CBI	BIDHAN MARKET	0	0	0	0	3
396	Darjeeling	Siliguri MC	CBI	REGULATED MARKET	0	0	0	0	3
397	Darjeeling	Siliguri MC	CBI	HAIDERPARA	0	0	0	0	3
398	Darjeeling	Siliguri MC	CBI	SEVOKE ROAD	0	0	0	0	3
399	Darjeeling	Siliguri MC	CBI	PANCHANAI, DAGAPUR	0	0	0	0	3
400	Darjeeling	Siliguri MC	AB	CHAMPASARI	8	0	8	8	3
401	Darjeeling	Siliguri MC	AB	HILL CART ROAD	0	0	0	0	3
402	Darjeeling	Siliguri MC	AB	MAHANANDA PARA	0	0	0	0	3
403	Darjeeling	Siliguri MC	AB	SEVOKE ROAD	0	0	0	0	3
404	Darjeeling	Siliguri MC	Andhara Bank	SEVOKE ROAD, SILIGURI	12	0	12	10	3
405	Darjeeling	Siliguri MC	BOI	MALLAGURI	7	0	7	7	3
406	Darjeeling	Siliguri MC	BOI	BHAKTI NAGAR, NJP	7	0	7	7	3
407	Darjeeling	Siliguri MC	BOI	ISKON ROAD	22	0	22	15	3
408	Darjeeling	Siliguri MC	BOI	MATIGARA	0	0	0	0	3
409	Darjeeling	Siliguri MC	BOI	SALUGARA	0	0	0	0	3
410	Darjeeling	Siliguri MC	BOI	SEVOKE ROAD	0	0	0	0	3
411	Darjeeling	Siliguri MC	BOI	TINBATTI MORE	0	0	0	0	3
412	Darjeeling	Siliguri MC	Corporation Bank	SEVOKE ROAD, SILIGURI	6	0	6	6	3
413	Darjeeling	Siliguri MC	Corporation Bank	SF ROAD	0	0	0	0	3
414	Darjeeling	Siliguri MC	IOB	SEVOKE ROAD	24	10	14	8	3
415	Darjeeling	Siliguri MC	IOB	DABGRAM	0	0	0	0	3
416	Darjeeling	Siliguri MC	IOB	HILL CART ROAD, SILIGURI	0	0	0	0	3
417	Darjeeling	Siliguri MC	IOB	HAIDERPARA	0	0	0	0	3
418	Darjeeling	Siliguri MC	Jalpaiguri CCB	BURDWAN ROAD	31	0	31	20	3
419	Darjeeling	Siliguri MC	Jalpaiguri CCB	GHOGHOMALI	0	0	0	0	3
420	Darjeeling	Siliguri MC	P&SB	NJP	22	0	22	15	3
421	Darjeeling	Siliguri MC	P&SB	SEVOKE ROAD	0	0	0	0	3
422	Darjeeling	Siliguri MC	SBI	EKTIASAL	12	0	12	6	3
423	Darjeeling	Siliguri MC	SBI	SILIGURI	0	0	0	0	3
424	Darjeeling	Siliguri MC	SBI	HAKIMPARA	0	0	0	0	3
425	Darjeeling	Siliguri MC	SBI	NTS MORE	0	0	0	0	3

Bank Branch Wise SEP Target for the Financial Year 2017-18

SI No	Name of the District	Name of the ULB	Name of the Bank	Name of the Branch	No of Active SHGs	No of SHGs credit linked	SHGs are not Credit linked	SHG Credit Linkage Target For the FY- 2017-18	SEP-I Target for the FY-2017-18
426	Darjeeling	Siliguri MC	SBI	SF ROAD	0	0	0	0	3
427	Darjeeling	Siliguri MC	SBI	DABGRAM	0	0	0	0	3
428	Darjeeling	Siliguri MC	SBI	SILIGURI COURT	0	0	0	0	3
429	Darjeeling	Siliguri MC	SBI	GHUGUMALI	0	0	0	0	3
430	Darjeeling	Siliguri MC	SBI	CHAMPASARI	0	0	0	0	3
431	Darjeeling	Siliguri MC	SBI	PRADHAN NAGAR	0	0	0	0	3
432	Darjeeling	Siliguri MC	SBI	SALUGARA	0	0	0	0	3
433	Darjeeling	Siliguri MC	SBI	MANGALDEEP	0	0	0	0	3
434	Darjeeling	Siliguri MC	SBI	SUKANTAPALLY	0	0	0	0	3
435	Darjeeling	Siliguri MC	SBI	BURDWAN ROAD	0	0	0	0	3
436	Darjeeling	Siliguri MC	UBI	SILIGURI	4	0	4	4	3
437	Darjeeling	Siliguri MC	UBI	SEVOKE ROAD	74	0	74	55	3
438	Darjeeling	Siliguri MC	UBI	MAHABIRSTAN	0	0	0	0	3
439	Darjeeling	Siliguri MC	UBI	PRADHAN NAGAR	0	0	0	0	3
440	Darjeeling	Siliguri MC	UBKGB	RATH KHOLA	121	76	45	35	3
441	Darjeeling	Siliguri MC	UBKGB	PRADHAN NAGAR	64	0	64	50	3
442	Darjeeling	Siliguri MC	UBKGB	MALLAGURI	30	0	30	30	3
443	Darjeeling	Siliguri MC	UBKGB	SALUGARA	73	0	73	55	3
444	Darjeeling	Siliguri MC	UBKGB	CHAMPASARI	3	0	3	3	3
445	Darjeeling	Siliguri MC	UBKGB	SANTI NAGAR	13	0	13	13	3
446	Darjeeling	Siliguri MC	UBKGB	LAKE TOWN	12	0	12	12	3
447	Darjeeling	Siliguri MC	UBKGB	HAKIMPARA	0	0	0	0	3
448	Darjeeling	Siliguri MC	UCO	BURDWAN ROAD	92	0	92	70	3
449	Darjeeling	Siliguri MC	UCO	HILL CART ROAD	0	0	0	0	3
450	Darjeeling	Siliguri MC	UBOI	DESHBANDHU PARA	58	0	58	35	3
451	Darjeeling	Siliguri MC	UBOI	PRADHAN NAGAR	6	0	6	6	3
452	Darjeeling	Siliguri MC	UBOI	PATI COLONY	42	0	42	30	3
453	Darjeeling	Siliguri MC	UBOI	GATE BAZAR	0	0	0	0	3
454	Darjeeling	Siliguri MC	UBOI	GHUGHUMALI	0	0	0	0	3
455	Darjeeling	Siliguri MC	UBOI	SEVOKE ROAD	0	0	0	0	3
456	Darjeeling	Siliguri MC	UBOI	SILIGURI	0	0	0	0	3
457	Darjeeling	Siliguri MC	UBOI	SILIGURI MAHAKUMA PARISHAD	0	0	0	0	3
458	Darjeeling	Siliguri MC	UBOI	SALUGARA	0	0	0	0	3
459	Darjeeling	Siliguri MC	Vijaya Bank	NIRMALA CONVENT	12	0	12	7	3
460	Darjeeling	Siliguri MC	Vijaya Bank	SILIGURI	0	0	0	0	3
461	Darjeeling	Siliguri MC	BOB	SEVOKE ROAD	0	0	0	0	3
462	Darjeeling	Siliguri MC	BOB	SILIGURI BRANCH	0	0	0	0	3
463	Darjeeling	Siliguri MC	Canara Bank	SILIGURI	0	0	0	0	3
464	Darjeeling	Siliguri MC	Dena Bank	SILIGURI	0	0	0	0	3
465	Darjeeling	Siliguri MC	IDBI	SILIGURI	0	0	0	0	3
466	Darjeeling	Siliguri MC	Indian Bank	SILIGURI	0	0	0	0	3
467	Darjeeling	Siliguri MC	OBC	SILIGURI	0	0	0	0	3
468	Darjeeling	Siliguri MC	PNB	HILL CART ROAD	0	0	0	0	3
469	Darjeeling	Siliguri MC	PNB	NEHRU NAGAR	0	0	0	0	3
470	Darjeeling	Siliguri MC	PNB	SEVOKE ROAD	0	0	0	0	3
471	Hooghly	Arambagh	UBI	Arambagh	14	0	14	14	
472	Hooghly	Arambagh	OBC	Arambagh	5	0	5	5	4
473	Hooghly	Arambagh	UCO	Arambagh	0	0	0	0	4
474	Hooghly	Arambagh	UCO	KALIPUR	14		14	10	4
475	Hooghly	Arambagh	AB	Arambagh	8	0	8	6	4
476	Hooghly	Arambagh	BOI	Arambagh	0	0	0	0	4
477	Hooghly	Arambagh	SBI	Arambagh	13	0	13	10	4
478	Hooghly	Arambagh	BOB	Arambagh	0	0	0	0	4
479	Hooghly	Arambagh	IDBI	Arambagh	0	0	0	0	4
480	Hooghly	Arambagh	PNB	Arambagh	0	0	0	0	4
481	Hooghly	Arambagh	Canara Bank	Arambagh	0	0	0	0	4
482	Hooghly	Arambagh	UBOI	Arambagh	4	0	4	4	4
483	Hooghly	Arambagh	Dena Bank	Arambagh	0	0	0	0	4
484	Hooghly	Arambagh	SBI (ADB)	Arambagh	0	0	0	0	4
485	Hooghly	Arambagh	Bandhan	Arambagh	0	0	0	0	4
486	Hooghly	Baidyabati	SBI	Sheoraphuli	0	0	0	0	5

Bank Branch Wise SEP Target for the Financial Year 2017-18

SI No	Name of the District	Name of the ULB	Name of the Bank	Name of the Branch	No of Active SHGs	No of SHGs credit linked	SHGs are not Credit linked	SHG Credit Linkage Target For the FY- 2017-18	SEP-I Target for the FY-2017-18
487	Hooghly	Baidyabati	SBI	Baidyabati	0	0	0	0	5
488	Hooghly	Baidyabati	UBI	Sheoraphuli	0	0	0	0	5
489	Hooghly	Baidyabati	UBI	Baidyabati	0	0	0	0	5
490	Hooghly	Baidyabati	UCO	Sheoraphuli	0	0	0	0	5
491	Hooghly	Baidyabati	AB	Sheoraphuli	0	0	0	0	5
492	Hooghly	Baidyabati	AB	Baidyabati	6	0	6	6	5
493	Hooghly	Baidyabati	IOB	Sheoraphuli	3	0	3	3	5
494	Hooghly	Baidyabati	BOB	Sheoraphuli	23	0	23	23	5
495	Hooghly	Baidyabati	PBGB	Nawgar More	5	0	5	5	5
496	Hooghly	Bansberia	SBI	Sahagunj	16	0	16	16	7
497	Hooghly	Bansberia	SBI	Bansberia	75	0	75	60	7
498	Hooghly	Bansberia	UBI	Bansberia	97	0	97	80	7
499	Hooghly	Bansberia	UCO	Tribeni	79	2	77	60	7
500	Hooghly	Bansberia	BOI	Tribeni	33	0	33	22	7
501	Hooghly	Bansberia	SBI	Tribeni	12	0	12	12	7
502	Hooghly	Bansberia	BOB	Tribeni	0	0	0	0	7
503	Hooghly	Bhadreswar	SBI	Bhadreswar	97	0	97	40	10
504	Hooghly	Bhadreswar	BOI	Bhadreswar	204	0	204	150	10
505	Hooghly	Bhadreswar	AB	Bhadreswar	49	0	49	30	10
506	Hooghly	Bhadreswar	UBI	Bhadreswar	88	0	88	60	10
507	Hooghly	Bhadreswar	UBI	Tematha-Chandannagar	30	0	30	20	10
508	Hooghly	Champdani	AB	Saradapally Bhadreswar	1	0	1	1	5
509	Hooghly	Champdani	AB	Baidyabati	12	0	12	10	5
510	Hooghly	Champdani	BOI	Champdani	32	0	32	20	5
511	Hooghly	Champdani	Seoraphully CCB	Champdani	7	0	7	7	5
512	Hooghly	Champdani	SBI	Bhadreswar	23	0	23	10	5
513	Hooghly	Champdani	BOI	Bhadreswar	2	0	2	2	5
514	Hooghly	Chandernagar MC	AB	LAXMIGANJ BAZAR	71	0	71	64	6
515	Hooghly	Chandernagar MC	AB	CHANDANNAGAR	25	0	25	25	6
516	Hooghly	Chandernagar MC	UBI	CHANDANNAGAR	56	0	56	50	6
517	Hooghly	Chandernagar MC	UBI	KHALISANI	118	0	118	84	6
518	Hooghly	Chandernagar MC	UBI	TEMATHA	14	0	14	14	6
519	Hooghly	Chandernagar MC	IOB	CHANDANNAGAR	32	0	32	32	6
520	Hooghly	Chandernagar MC	PNB	CHANDANNAGAR	62	0	62	50	6
521	Hooghly	Chandernagar MC	UCO	CHANDANNAGAR	35	0	35	35	6
522	Hooghly	Chandernagar MC	Syndicate Bank	CHANDANNAGAR	3	0	3	3	6
523	Hooghly	Chandernagar MC	SBI	CHANDANNAGAR	13	0	13	13	6
524	Hooghly	Chandernagar MC	BOB	CHANDANNAGAR	50	2	48	30	6
525	Hooghly	Dankuni	SBI	Dankuni	14	0	14	14	5
526	Hooghly	Dankuni	UBI	Dankuni	0	0	0	0	5
527	Hooghly	Dankuni	IOB	Dankuni	24	0	24	22	5
528	Hooghly	Dankuni	BOI	Dankuni	0	0	0	0	5
529	Hooghly	Dankuni	Canara Bank	Dankuni	11	0	11	10	5
530	Hooghly	Dankuni	UCO	Dankuni	0	0	0	0	5
531	Hooghly	Dankuni	UBOI	Dankuni	0	0	0	0	5
532	Hooghly	Dankuni	Corporation Bank	Dankuni	4	0	4	4	5
533	Hooghly	Dankuni	CBI	Dankuni	0	0	0	0	5
534	Hooghly	Dankuni	BOB	Dankuni	0	0	0	0	5
535	Hooghly	Hooghly Chinsurah	AB	Pipulpati	69	0	69	31	4
536	Hooghly	Hooghly Chinsurah	AB	Chinsurah	25	0	25	20	4
537	Hooghly	Hooghly Chinsurah	BOB	Chinsurah	29	0	29	20	4
538	Hooghly	Hooghly Chinsurah	BOI	Chinsurah	28	0	28	20	4
539	Hooghly	Hooghly Chinsurah	Canara Bank	Chinsurah	3	0	3	3	4
540	Hooghly	Hooghly Chinsurah	Canara Bank	Sarat Sarani	1	0	1	3	4
541	Hooghly	Hooghly Chinsurah	Indian Bank	Chinsurah	3	0	3	3	4
542	Hooghly	Hooghly Chinsurah	IOB	Abbot Shishu Hall	26	0	26	20	4
543	Hooghly	Hooghly Chinsurah	IOB	Chinsurah	6	0	6	3	4
544	Hooghly	Hooghly Chinsurah	PBGB	Chinsurah	4	0	4	4	4
545	Hooghly	Hooghly Chinsurah	P&SB	Sahaganj (Guruduyara)	22	5	17	17	4
546	Hooghly	Hooghly Chinsurah	PNB	Chinsurah	4	0	4	4	4
547	Hooghly	Hooghly Chinsurah	Syndicate Bank	Chinsurah	9	0	9	9	4
548	Hooghly	Hooghly Chinsurah	UBI	Chinsurah	32	0	32	32	4
549	Hooghly	Hooghly Chinsurah	UBI	Hooghly Keota Latbagan	46	0	46	30	4

Bank Branch Wise SEP Target for the Financial Year 2017-18

SI No	Name of the District	Name of the ULB	Name of the Bank	Name of the Branch	No of Active SHGs	No of SHGs credit linked	SHGs are not Credit linked	SHG Credit Linkage Target For the FY- 2017-18	SEP-I Target for the FY-2017-18
550	Hooghly	Hooghly Chinsurah	UBI	Krsknapur	24	0	24	24	4
551	Hooghly	Hooghly Chinsurah	UBI	Chinsurah	7	0	7	7	4
552	Hooghly	Konnagar	SBI	Konnagar	27	0	27	27	6
553	Hooghly	Konnagar	AB	Konnagar	11	0	11	11	6
554	Hooghly	Konnagar	UBI	Konnagar	0	0	0	0	6
555	Hooghly	Konnagar	CBI	Konnagar	0	0	0	0	6
556	Hooghly	Konnagar	IOB	Konnagar	0	0	0	0	6
557	Hooghly	Konnagar	Canara Bank	Konnagar	2	0	2	1	6
558	Hooghly	Konnagar	IDBI	Konnagar	0	0	0	0	6
559	Hooghly	Konnagar	Bandhan	Konnagar	0	0	0	0	6
560	Hooghly	Rishra	UCO	RISHRA	85	0	85	70	8
561	Hooghly	Rishra	AB	RISHRA	95	0	95	44	8
562	Hooghly	Rishra	UBI	RISHRA	2	0	2	2	8
563	Hooghly	Rishra	UBI	MOREPUKUR	12	0	12	12	8
564	Hooghly	Rishra	SBI	RISHRA	8	0	8	8	8
565	Hooghly	Rishra	Hooghly District CCB	RISHRA	14	0	14	14	8
566	Hooghly	Serampore	UBI	Mahesh, Serampore	11	0	11	11	8
567	Hooghly	Serampore	BOB	Serampore west	26	0	26	26	8
568	Hooghly	Serampore	BOI	Serampore	9	0	9	9	8
569	Hooghly	Serampore	PBGB	Nawgaon More	1	0	1	1	8
570	Hooghly	Serampore	UCO	Serampore	1	0	1	1	8
571	Hooghly	Serampore	AB	Serampore	2	0	2	2	8
572	Hooghly	Tarakeswar	AB	Tarokeswar	64	0	64	50	6
573	Hooghly	Tarakeswar	SBI	Tarakeswar	0	0	0	0	6
574	Hooghly	Tarakeswar	BOI	Tarakeswar	0	0	0	0	6
575	Hooghly	Tarakeswar	UBOI	Tarakeswar	0	0	0	0	6
576	Hooghly	Tarakeswar	UBI	Joy Krishna Bazar	0	0	0	0	6
577	Hooghly	Tarakeswar	CBI	Tarakeswar	0	0	0	0	6
578	Hooghly	Tarakeswar	UCO	Sahapur	0	0	0	0	6
579	Hooghly	Tarakeswar	BOB	Tarakeswar	0	0	0	0	6
580	Hooghly	Uttarpara Kotrung	UCO	KOTRUNG	27	2	25	20	4
581	Hooghly	Uttarpara Kotrung	AB	R G NAGAR	26	0	26	26	4
582	Hooghly	Uttarpara Kotrung	UCO	UTTARPARA MAIN	4	0	4	4	4
583	Hooghly	Uttarpara Kotrung	Canara Bank	UTTARPARA KOTRUNG	4	0	4	4	4
584	Hooghly	Uttarpara Kotrung	AB	HINDMOTOR	16	0	16	16	4
585	Hooghly	Uttarpara Kotrung	OBC	UTTARPARA	10	0	10		4
586	Hooghly	Uttarpara Kotrung	UCO	BHADRAKALI	9	0	9	9	4
587	Hooghly	Uttarpara Kotrung	OBC	SAKHERBAZAR	1	0	1	1	4
588	Hooghly	Uttarpara Kotrung	UCO	KATHALBAGAN	3	0	3	3	4
589	Hooghly	Uttarpara Kotrung	BOI	RAGHUNATHPUR	1	0	1	1	4
590	Hooghly	Uttarpara Kotrung	UBI	MAKHLA	8	0	8	8	4
591	Hooghly	Uttarpara Kotrung	SBI	MAKHLA	3	0	3	3	4
592	Hooghly	Uttarpara Kotrung	UBI	UTTARPARA	1	0	1	1	4
593	Hooghly	Uttarpara Kotrung	UCO	UTTARPARA BAZAR	57	9	48	30	4
594	Howrah	Howrah MC	PNB	Ghusuri	0	0	0	0	2
595	Howrah	Howrah MC	BOI	Ghusuri	0	0	0	0	2
596	Howrah	Howrah MC	CBI	Salkia	3	0	3	3	2
597	Howrah	Howrah MC	AB	Bandhaghat	0	0	0	0	2
598	Howrah	Howrah MC	UBI	Salkia	0	0	0	0	2
599	Howrah	Howrah MC	UBI	Salkia	0	0	0	0	2
600	Howrah	Howrah MC	UCO	Bamongachi	0	0	0	0	2
601	Howrah	Howrah MC	Andhara Bank	Howrah	4	0	4	4	2
602	Howrah	Howrah MC	Andhara Bank	Howrah	0	0	0	0	2
603	Howrah	Howrah MC	Dena Bank	Salkia	0	0	0	0	2
604	Howrah	Howrah MC	BOI	Salkia	0	0	0	0	2
605	Howrah	Howrah MC	UBI	Salkia	0	0	0	0	2
606	Howrah	Howrah MC	S.B.B.J	Salkia	0	0	0	0	2
607	Howrah	Howrah MC	UBI	Howrah Bridge	0	0	0	0	2
608	Howrah	Howrah MC	AB	M.K.Road Branch	0	0	0	0	2
609	Howrah	Howrah MC	UBI	Piikhana	0	0	0	0	2
610	Howrah	Howrah MC	BOI	Salkia	0	0	0	0	2
611	Howrah	Howrah MC	CBI	Howrah	0	0	0	0	2

Bank Branch Wise SEP Target for the Financial Year 2017-18

SI No	Name of the District	Name of the ULB	Name of the Bank	Name of the Branch	No of Active SHGs	No of SHGs credit linked	SHGs are not Credit linked	SHG Credit Linkage Target For the FY- 2017-18	SEP-I Target for the FY-2017-18
612	Howrah	Howrah MC	BOB	Howrah	0	0	0	0	2
613	Howrah	Howrah MC	PBGB	Howrah	0	0	0	0	2
614	Howrah	Howrah MC	SBI	Howrah	0	0	0	0	2
615	Howrah	Howrah MC	SBI	Belilious Road	0	0	0	0	2
616	Howrah	Howrah MC	UCO	Belilious Road	0	0	0	0	2
617	Howrah	Howrah MC	IOB	Kadamtala	0	0	0	0	2
618	Howrah	Howrah MC	UBI	Kadamtala	0	0	0	0	2
619	Howrah	Howrah MC	SBI	Kadamtala	0	0	0	0	2
620	Howrah	Howrah MC	IOB	Howrah	0	0	0	0	2
621	Howrah	Howrah MC	Dena Bank	Howrah Central Br.	0	0	0	0	2
622	Howrah	Howrah MC	Indian Bank	Howrah Central Br.	0	0	0	0	2
623	Howrah	Howrah MC	Syndicate Bank	Howrah	3	0	3	3	2
624	Howrah	Howrah MC	Canara Bank	Howrah	4	0	4	4	2
625	Howrah	Howrah MC	UBI	Howrah	0	0	0	0	2
626	Howrah	Howrah MC	UBOI	Howrah Maidan	0	0	0	0	2
627	Howrah	Howrah MC	UCO	Shibpur Br.	0	0	0	0	2
628	Howrah	Howrah MC	CBI	Shibpur Br.	0	0	0	0	2
629	Howrah	Howrah MC	PNB	Shibpur Br.	0	0	0	0	2
630	Howrah	Howrah MC	SBI	Shibpur Br.	0	0	0	0	2
631	Howrah	Howrah MC	Indian Bank	Shibpur Br.	7	0	7	7	2
632	Howrah	Howrah MC	Indian Bank	Howrah Br.	0	0	0	0	2
633	Howrah	Howrah MC	BOI	Shibpur Br.	0	0	0	0	2
634	Howrah	Howrah MC	UBI	Shibpur Br.	0	0	0	0	2
635	Howrah	Howrah MC	UBI	Chatterjee Hat Br.	0	0	0	0	2
636	Howrah	Howrah MC	UBI	B.E.College Br.	0	0	0	0	2
637	Howrah	Howrah MC	SBI	Shalimar Br.	0	0	0	0	2
638	Howrah	Howrah MC	AB	Thanamakua Br.	0	0	0	0	2
639	Howrah	Howrah MC	BOI	Santragachi Br.	0	0	0	0	2
640	Howrah	Howrah MC	UBI	Chatterjeehut Br.	0	0	0	0	2
641	Howrah	Howrah MC	SBI	Kadamtala	0	0	0	0	2
642	Howrah	Howrah MC	BOI	Santragachi Br.	0	0	0	0	2
643	Howrah	Howrah MC	UCO	Baxarah Br.	0	0	0	0	2
644	Howrah	Howrah MC	UCO	Bakultala Br.	0	0	0	0	2
645	Howrah	Howrah MC	SBI	Unsani Br.	17	0	17	17	2
646	Howrah	Howrah MC	UCO	Unsani Br.	0	0	0	0	2
647	Howrah	Howrah MC	UBI	Jagacha Br.	0	0	0	0	2
648	Howrah	Howrah MC	UBI	Ramrajatala	0	0	0	0	2
649	Howrah	Howrah MC	SBI	Ramrajatala	0	0	0	0	2
650	Howrah	Howrah MC	UBI	Sahanpur Br.	0	0	0	0	2
651	Howrah	Howrah MC	UCO	Baltikuri	0	0	0	0	2
652	Howrah	Howrah MC	UCO	Kona	0	0	0	0	2
653	Howrah	Howrah MC	AB	Bally	2	0	2	2	2
654	Howrah	Howrah MC	UCO	Bally	0	0	0	0	2
655	Howrah	Howrah MC	UBI	Bally	1	0	1	1	2
656	Howrah	Howrah MC	AB	Bally	3	0	3	3	2
657	Howrah	Howrah MC	BOI	Bally	1	0	1	1	2
658	Howrah	Howrah MC	UBI	Bally	5	0	5	5	2
659	Howrah	Howrah MC	AB	Bally	0	0	0	0	2
660	Howrah	Howrah MC	BOI	Bally	0	0	0	0	2
661	Howrah	Howrah MC	UBI	Bally	2	0	2	2	2
662	Howrah	Howrah MC	BOI	Bally	6	0	6	6	2
663	Howrah	Howrah MC	UCO	Bally	3	0	3	3	2
664	Howrah	Howrah MC	SBI	Bally	2	0	2	2	2
665	Howrah	Howrah MC	BOI	Bally	3	0	3	3	2
666	Howrah	Howrah MC	UBI	Bally	1	0	1	1	2
667	Howrah	Howrah MC	UCO	Bally	0	0	0	0	2
668	Howrah	Howrah MC	PNB	Belur	0	0	0	0	2
669	Howrah	Howrah MC	UBI	Belur	6	0	6	6	2
670	Howrah	Howrah MC	UBI	Belurmth	0	0	0	0	2
671	Howrah	Howrah MC	SBI	Belurmth	1	0	1	1	2
672	Howrah	Howrah MC	SBI	Belurmth	0	0	0	0	2
673	Howrah	Howrah MC	UCO	Liluah	0	0	0	0	2
674	Howrah	Howrah MC	UBI	Belur Bazar	0	0	0	0	2

Bank Branch Wise SEP Target for the Financial Year 2017-18

SI No	Name of the District	Name of the ULB	Name of the Bank	Name of the Branch	No of Active SHGs	No of SHGs credit linked	SHGs are not Credit linked	SHG Credit Linkage Target For the FY- 2017-18	SEP-I Target for the FY-2017-18
675	Howrah	Howrah MC	SBI	Liluah	0	0	0	0	2
676	Howrah	Howrah MC	PNB	Liluah	0	0	0	0	2
677	Howrah	Howrah MC	SBI	Liluah	0	0	0	0	2
678	Howrah	Howrah MC	UBI	Belur	5	0	5	5	2
679	Howrah	Howrah MC	OBC	Liluah	0	0	0	0	2
680	Howrah	Howrah MC	BOI	Liluah	6	0	6	6	2
681	Howrah	Howrah MC	AB	Liluah	0	0	0	0	2
682	Howrah	Howrah MC	BOI	Liluah	10	0	10	10	2
683	Howrah	Howrah MC	Indian Bank	Liluah	0	0	0	0	2
684	Howrah	Howrah MC	BOI	Liluah	6	0	6	6	2
685	Howrah	Howrah MC	UBI	Liluah	0	0	0	0	2
686	Howrah	Howrah MC	BOI	Liluah	4	0	4	4	2
687	Howrah	Uluberia	UCO	Fortgloster	4	0	4	4	4
688	Howrah	Uluberia	UCO	Fuleswar	16	0	16	16	4
689	Howrah	Uluberia	UCO	Banitabla	41	0	41	20	4
690	Howrah	Uluberia	UCO	Uluberia	17	0	17	17	4
691	Howrah	Uluberia	SBI	Chengail	25	0	25	25	4
692	Howrah	Uluberia	SBI	Bauria	21	0	21	21	4
693	Howrah	Uluberia	SBI	Uluberia	24	0	24	24	4
694	Howrah	Uluberia	UBI	Chengail	20	0	20	20	4
695	Howrah	Uluberia	BOI	Uluberia	9	0	9	9	4
696	Howrah	Uluberia	AB	Uluberia	44	0	44	20	4
697	Howrah	Uluberia	PBGB	Burikhali	3	0	3	3	4
698	Howrah	Uluberia	CBI	Uluberia	11	0	11	10	4
699	Howrah	Uluberia	P&SB	Banitabla	27	0	27	10	4
700	Howrah	Uluberia	SBI	Banitabla	1	0	1	1	4
701	Howrah	Uluberia	PNB	Uluberia	0	0	0	0	4
702	Howrah	Uluberia	Canara Bank	Uluberia	0	0	0	0	4
703	Howrah	Uluberia	BOB	Uluberia	0	0	0	0	4
704	Howrah	Uluberia	UBOI	Uluberia	0	0	0	0	4
705	Howrah	Uluberia	UBI	Uluberia	0	0	0	0	4
706	Jalpaiguri	Dhupguri	SBI	Dhupguri	45	0	45	22	5
707	Jalpaiguri	Dhupguri	BOI	Dhupguri	10	0	10	10	5
708	Jalpaiguri	Dhupguri	UBI	Dhupguri	28	0	28	14	5
709	Jalpaiguri	Dhupguri	UBOI	Dhupguri	20	0	20	10	5
710	Jalpaiguri	Dhupguri	UBKGB	Dhupguri	8	0	8	8	5
711	Jalpaiguri	Dhupguri	UCO	Dhupguri	18	0	18	9	5
712	Jalpaiguri	Dhupguri	IOB	Dhupguri	7	0	7	7	5
713	Jalpaiguri	Dhupguri	Canara Bank	Dhupguri	5	0	5	5	5
714	Jalpaiguri	Dhupguri	Jalpaiguri CCB	Dhupguri	5	0	5	5	5
715	Jalpaiguri	Jalpaiguri	AB	D.B.C ROAD BRANCH	2	2	0	2	5
716	Jalpaiguri	Jalpaiguri	IOB	BABUPARA BRANCH	10	0	10	6	5
717	Jalpaiguri	Jalpaiguri	IOB	BOWBAZAR	10	1	9	9	5
718	Jalpaiguri	Jalpaiguri	Corporation Bank	JALPAIGURI	62	20	42	20	5
719	Jalpaiguri	Jalpaiguri	UBKGB	KADAMTALA	29	10	19	15	5
720	Jalpaiguri	Jalpaiguri	UBKGB	RAIKATPARA	27	0	27	15	5
721	Jalpaiguri	Jalpaiguri	BOB	JALPAIGURI	39	7	32	15	5
722	Jalpaiguri	Jalpaiguri	BOI	DINBAZAR	20	0	20	15	5
723	Jalpaiguri	Jalpaiguri	Syndicate Bank	JALPAIGURI	31	13	18	10	5
724	Jalpaiguri	Jalpaiguri	UBI	MASKALAIBARI	17	0	17	8	5
725	Jalpaiguri	Jalpaiguri	UBOI	JALPAIGURI	5	0	5	5	5
726	Jalpaiguri	Jalpaiguri	IOB	COLLEGEPARA	5	0	5	5	5
727	Jalpaiguri	Jalpaiguri	Indian Bank	DINBAZAR	3	0	3	3	5
728	Jalpaiguri	Jalpaiguri	UBOI	JALPAIGURI	26	0	26	14	5
729	Jalpaiguri	Jalpaiguri	PNB	JALPAIGURI	8	0	8	8	5
730	Jalpaiguri	Mal	BOB	Mal	6	0	6	6	6
731	Jalpaiguri	Mal	BOI	Mal	31	0	31	18	6
732	Jalpaiguri	Mal	Canara Bank	Mal	20	0	20	8	6
733	Jalpaiguri	Mal	SBI	Mal	7	0	7	7	6
734	Jalpaiguri	Mal	Jalpaiguri CCB	Mal	67	0	67	45	6
735	Jalpaiguri	Mal	UBI	Mal	8	0	8	6	6
736	Jalpaiguri	Mal	UBKGB	Mal	87	0	87	60	6
737	Malda	Englishbazar	AB	English Bazar	0	0	0	0	3

Bank Branch Wise SEP Target for the Financial Year 2017-18

Sl No	Name of the District	Name of the ULB	Name of the Bank	Name of the Branch	No of Active SHGs	No of SHGs credit linked	SHGs are not Credit linked	SHG Credit Linkage Target For the FY- 2017-18	SEP-I Target for the FY-2017-18
738	Malda	Englishbazar	AB	Jhaljhalia	15	0	15	15	3
739	Malda	Englishbazar	AB	Malda	49	23	26	26	3
740	Malda	Englishbazar	Bandhan	Englishbazar	0	0	0	0	3
741	Malda	Englishbazar	Bandhan	Mokdumpur	0	0	0	0	3
742	Malda	Englishbazar	BGVB	Malda	0	0	0	0	3
743	Malda	Englishbazar	BGVB	Malda Regional Office	0	0	0	0	3
744	Malda	Englishbazar	BGVB	Sukanta More	0	0	0	0	3
745	Malda	Englishbazar	BOB	Rathbari	0	0	0	0	3
746	Malda	Englishbazar	BOI	Gour Road (Malda)	0	0	0	0	3
747	Malda	Englishbazar	BOI	Malda Town (English Bazar)	0	0	0	0	3
748	Malda	Englishbazar	Canara Bank	Malda	0	0	0	0	3
749	Malda	Englishbazar	CBI	English Bazaar	0	0	0	0	3
750	Malda	Englishbazar	CBI	Malda	0	0	0	0	3
751	Malda	Englishbazar	Corporation Bank	Old Malda	0	0	0	0	3
752	Malda	Englishbazar	Dena Bank	Malda	0	0	0	0	3
753	Malda	Englishbazar	IDBI	Malda	0	0	0	0	3
754	Malda	Englishbazar	Indian Bank	Malda	98	23	75	60	3
755	Malda	Englishbazar	IOB	Malda	0	0	0	0	3
756	Malda	Englishbazar	IOB	Malda-Jhaljhalia	0	0	0	0	3
757	Malda	Englishbazar	Malda DCCB	Gour Road	0	0	0	0	3
758	Malda	Englishbazar	Malda DCCB	Head Office	0	0	0	0	3
759	Malda	Englishbazar	Malda DCCB	Jhaljhalia	0	0	0	0	3
760	Malda	Englishbazar	Malda DCCB	Malda	0	0	0	0	3
761	Malda	Englishbazar	Malda DCCB	Rathbari	0	0	0	0	3
762	Malda	Englishbazar	OBC	Malda	0	0	0	0	3
763	Malda	Englishbazar	P&SB	Malda	0	0	0	0	3
764	Malda	Englishbazar	PNB	Malda	6	0	6	6	3
765	Malda	Englishbazar	SBI	Drm Office Malda	0	0	0	0	3
766	Malda	Englishbazar	SBI	Malda	0	0	0	0	3
767	Malda	Englishbazar	SBI	Malda Medical College	0	0	0	0	3
768	Malda	Englishbazar	SBI	Mokdumpur	0	0	0	0	3
769	Malda	Englishbazar	SBI	Rathbari	0	0	0	0	3
770	Malda	Englishbazar	SBI	Regional Business Office M	0	0	0	0	3
771	Malda	Englishbazar	Syndicate Bank	Malda	0	0	0	0	3
772	Malda	Englishbazar	UCO	Malda	0	0	0	0	3
773	Malda	Englishbazar	UBOI	Malda	0	0	0	0	3
774	Malda	Englishbazar	UBOI	Malda	3	0	3	3	3
775	Malda	Englishbazar	UBOI	Netaji Market	12	0	12	10	3
776	Malda	Englishbazar	UBOI	Sukanta More	0	0	0	0	3
777	Malda	Englishbazar	UBOI	University Of Gour Banga	0	0	0	0	3
778	Malda	Englishbazar	Vijaya Bank	Malda	0	0	0	0	3
779	Malda	Old Malda	AB	Nawabganj hat	22	0	22	22	7
780	Malda	Old Malda	UBI	Old Malda	78	0	78	48	7
781	Malda	Old Malda	Malda DCCB	Mangalbari	113	0	113	80	7
782	Malda	Old Malda	SBI	Mangalbari	0	0	0	0	7
783	Malda	Old Malda	SBI	Old Malda	0	0	0	0	7
784	Malda	Old Malda	UCO	Mangalbari	0	0	0	0	7
785	Malda	Old Malda	BGVB	Mangalbari	0	0	0	0	7
786	Murshidabad	Beldanga	UBI	Beldanga	72	0	72	40	10
787	Murshidabad	Beldanga	AB	Beldanga	92	0	92	52	10
788	Murshidabad	Beldanga	SBI	Beldanga	7	0	7	7	10
789	Murshidabad	Beldanga	UBOI	Beldanga	1	0	1	1	10
790	Murshidabad	Berhempore	AB	Berhempore	25	0	25	10	3
791	Murshidabad	Berhempore	AB	Cossimbazar	25	0	25	10	3
792	Murshidabad	Berhempore	AB	K N Road	33	0	33	18	3
793	Murshidabad	Berhempore	BGVB	Indraprastha	3	0	3	3	3
794	Murshidabad	Berhempore	BOB	Berhempore	11	0	11	11	3
795	Murshidabad	Berhempore	BOB	Manindranagar	4	0	4	4	3
796	Murshidabad	Berhempore	BOI	Berhempore	7	0	7	7	3
797	Murshidabad	Berhempore	CBI	Berhempore	2	0	2	2	3
798	Murshidabad	Berhempore	Dena Bank	Berhempore	34	0	34	18	3
799	Murshidabad	Berhempore	PNB	Berhempore	15	0	15	15	3
800	Murshidabad	Berhempore	SBI	Berhempore	2	0	2	2	3

Bank Branch Wise SEP Target for the Financial Year 2017-18

SI No	Name of the District	Name of the ULB	Name of the Bank	Name of the Branch	No of Active SHGs	No of SHGs credit linked	SHGs are not Credit linked	SHG Credit Linkage Target For the FY- 2017-18	SEP-I Target for the FY-2017-18
801	Murshidabad	Berhempore	UBI	Berhempore	11	0	11	11	3
802	Murshidabad	Berhempore	UBI	Gorabazar	34	0	34	16	3
803	Murshidabad	Berhempore	UBI	Khagra	6	0	6	6	3
804	Murshidabad	Berhempore	UCO	Berhempore	13	0	13	13	3
805	Murshidabad	Berhempore	UBOI	Berhempore	4	0	4	4	3
806	Murshidabad	Dhulian	UCO	Dhulian	285	0	285	216	10
807	Murshidabad	Dhulian	AB	Dhulian	36	0	36	30	10
808	Murshidabad	Dhulian	UBOI	Dhulian	2	0	2	2	10
809	Murshidabad	Dhulian	SBI	Dhulian	2	0	2	2	10
810	Murshidabad	Domkal	SBI	Juginda	220	170	50	21	6
811	Murshidabad	Domkal	BOB	Basantsapur	41	35	6	6	6
812	Murshidabad	Domkal	SBI	Gangadaspara	159	120	39	20	6
813	Murshidabad	Domkal	SBI	Domkal	100	75	25	10	6
814	Murshidabad	Domkal	BGVB	Domkal	17	0	17	17	6
815	Murshidabad	Domkal	BOI	Domkal	10	0	10	10	6
816	Murshidabad	Domkal	UBI	Batonabad	216	200	16	16	6
817	Murshidabad	Jangipur	SBI	Jangipur	29	0	29	20	4
818	Murshidabad	Jangipur	SBI	Jangipur twn	0	0	0	0	4
819	Murshidabad	Jangipur	UBI	Raghnathgunj	29	0	29	20	4
820	Murshidabad	Jangipur	UBI	Jangipur	42	0	42	25	4
821	Murshidabad	Jangipur	Urban CCB	Jangipur	22	0	22	15	4
822	Murshidabad	Jangipur	Murshidabad CCB	Jangipur	5	0	5	5	4
823	Murshidabad	Jangipur	BGVB	Jangipur	26	0	26	20	4
824	Murshidabad	Jangipur	Dena Bank	Jangipur	6	0	6	6	4
825	Murshidabad	Jangipur	Indian Bank	Jangipur	6	0	6	6	4
826	Murshidabad	Jangipur	UBOI	Jangipur	4	0	4	7	4
827	Murshidabad	Jangipur	AB	Jangipur	5	0	5	5	4
828	Murshidabad	Jangipur	IDBI	Jangipur	0	0	0	0	4
829	Murshidabad	Jiagunj Azimgunj	SBI	Jiagunj	175	0	175	120	8
830	Murshidabad	Jiagunj Azimgunj	UBI	Jiagunj	3	0	3	3	8
831	Murshidabad	Jiagunj Azimgunj	UBOI	Jiagunj	1	0	1	1	8
832	Murshidabad	Jiagunj Azimgunj	UBI	Azimgunj	91	0	91	71	8
833	Murshidabad	Jiagunj Azimgunj	SBI	Azimgunj	5	0	5	5	8
834	Murshidabad	Jiagunj Azimgunj	BOB	Jiagunj	0	0	0	0	8
835	Murshidabad	Murshidabad	SBI	Lalbagh	171	0	171	100	10
836	Murshidabad	Murshidabad	UBI	Lalbagh	74	0	74	50	10
837	Murshidabad	Murshidabad	OBC	Lalbagh	0	0	0	0	10
838	Nadia	Birnagar	SBI	Birnagar	346	0	346	200	10
839	Nadia	Birnagar	UCO	Birnagar	0	0	0	0	10
840	Nadia	Birnagar	BGVB	Birnagar	0	0	0	0	10
841	Nadia	Chakdaha	UBI	Chakdaha	171	0	171	100	6
842	Nadia	Chakdaha	BOI	Chakdaha	102	0	102	62	6
843	Nadia	Chakdaha	BOI	Municipality	3	0	3	3	6
844	Nadia	Chakdaha	SBI	Chakdaha	10	0	10	10	6
845	Nadia	Chakdaha	SBI	Town	0	0	0	0	6
846	Nadia	Chakdaha	UCO	Chakdaha	0	0	0	0	6
847	Nadia	Chakdaha	BOB	Chakdaha	0	0	0	0	6
848	Nadia	Chakdaha	CBI	Chakdaha	0	0	0	0	6
849	Nadia	Chakdaha	AB	Chakdaha	0	0	0	0	6
850	Nadia	Gayeshpur	SBI	Gandhi Memorial Hospital	0	0	0		7
851	Nadia	Gayeshpur	SBI	Gayeshpur Govt. Colony	140	0	140	100	7
852	Nadia	Gayeshpur	UBI	Kataganj Gokulpur Govt. Colony	0	0	0		7
853	Nadia	Gayeshpur	Bandhan	Gayeshpur	0	0	0		7
854	Nadia	Gayeshpur	CBI	Gayeshpur	0	0	0		7
855	Nadia	Gayeshpur	Co-Operative Bank	Gayeshpur	0	0	0		7
856	Nadia	Haringhata	UBI	Jaguli Branch	175	175	0	0	4
857	Nadia	Haringhata	UBI	Haringhata Hat Branch	30	28	2	0	4
858	Nadia	Haringhata	UBI	Anandapur Branch	167	150	17	10	4
859	Nadia	Haringhata	UBI	B.C.K.V. Branch	15	5	10	10	4
860	Nadia	Haringhata	CADP Farmer's	Haringhata	120	0	120	80	4
861	Nadia	Haringhata	SBI	Jaguli Branch	0	0	0	0	4

Bank Branch Wise SEP Target for the Financial Year 2017-18

Sl No	Name of the District	Name of the ULB	Name of the Bank	Name of the Branch	No of Active SHGs	No of SHGs credit linked	SHGs are not Credit linked	SHG Credit Linkage Target For the FY- 2017-18	SEP-I Target for the FY-2017-18
862	Nadia	Haringhata	SBI	IDD College Mohnapur	0	0	0	0	4
863	Nadia	Haringhata	BOI	Jaguli Branch	0	0	0	0	4
864	Nadia	Haringhata	UCO	Haringhata	0	0	0	0	4
865	Nadia	Haringhata	Haringhata CCB	Haringhata	0	0	0	0	4
866	Nadia	Haringhata	Bandhan	Simhat	0	0	0	0	4
867	Nadia	Haringhata	UBOI	Mohanpur	0	0	0	0	4
868	Nadia	Haringhata	UBI	Haringhata Farm	0	0	0	0	4
869	Nadia	Kalyani	UCO	Kalyani	1	1	0	0	4
870	Nadia	Kalyani	Canara Bank	Kalyani	7	2	5	5	4
871	Nadia	Kalyani	Canara Bank	Kanchrapara	16	4	12	12	4
872	Nadia	Kalyani	CBI	Kalyani	37	0	37	20	4
873	Nadia	Kalyani	SBI	Kalyani	88	36	52	35	4
874	Nadia	Kalyani	SBI	IGC	6	0	6	6	4
875	Nadia	Kalyani	AB	Kalyani	27	5	22	15	4
876	Nadia	Kalyani	BOI	Kalyani	27	0	27	11	4
877	Nadia	Kalyani	UBI	Central Park	5	1	4	4	4
878	Nadia	Kalyani	Syndicate Bank	Kalyani	9	0	9	9	4
879	Nadia	Kalyani	UBOI	Rathtala	4	0	4	4	4
880	Nadia	Kalyani	UBOI	Kalyani	0	0	0	0	4
881	Nadia	Kalyani	IOB	Kalyani	4	0	4	4	4
882	Nadia	Kalyani	PNB	Kalyani	0	0	0	0	4
883	Nadia	Krishnanagar	AB	R.N.T ROAD	141	15	126	100	5
884	Nadia	Krishnanagar	UCO	GHURNI	13	0	13	13	5
885	Nadia	Krishnanagar	SBI	SAKTINAGAR	146	14	132	90	5
886	Nadia	Krishnanagar	Indian Bank	KRISHNANAGAR	6	0	6	6	5
887	Nadia	Krishnanagar	BOB	KRISHNANAGAR	143	6	137	100	5
888	Nadia	Krishnanagar	UBI	KRISHNANAGAR	5		5	5	5
889	Nadia	Krishnanagar	IOB	KRISHNANAGAR	8		8	8	5
890	Nadia	Krishnanagar	Dena Bank	KRISHNANAGAR	5		5	5	5
891	Nadia	Krishnanagar	PNB	KRISHNANAGAR	3		3	3	5
892	Nadia	Krishnanagar	UBI	SAKTINAGAR	106	0	106	80	5
893	Nadia	Krishnanagar	AB	BOWBAZAR	75	0	75	50	5
894	Nadia	Krishnanagar	UCO	KRISHNANAGAR	0	0	0		5
895	Nadia	Krishnanagar	Corporation Bank	KRISHNANAGAR	0	0	0		5
896	Nadia	Krishnanagar	Canara Bank	KRISHNANAGAR	0	0	0		5
897	Nadia	Krishnanagar	Vijaya Bank	KRISHNANAGAR	0	0	0		5
898	Nadia	Krishnanagar	BOI	KRISHNANAGAR	0	0	0		5
899	Nadia	Krishnanagar	OBC	KRISHNANAGAR	0	0	0		5
900	Nadia	Krishnanagar	Nadia CCB	KRISHNANAGAR	0	0	0		5
901	Nadia	Krishnanagar	CBI	KRISHNANAGAR	0	0	0		5
902	Nadia	Krishnanagar	BGVB	KRISHNANAGAR	0	0	0		5
903	Nadia	Krishnanagar	SBI	SAKTINAGAR	0	0	0		5
904	Nadia	Krishnanagar	IDBI	KRISHNANAGAR	0	0	0		5
905	Nadia	Krishnanagar	BGVB	ROAD STATION	0	0	0		5
906	Nadia	Krishnanagar	UBOI	KRISHNANAGAR	0	0	0		5
907	Nadia	Nabadwip	OBC	NSCB Rd	128	25	103	80	5
908	Nadia	Nabadwip	Nabadwip CCB	Nabadwip	20	0	20	20	5
909	Nadia	Nabadwip	AB	Poramatala	22	0	22	20	5
910	Nadia	Nabadwip	AB	Prachinmayapur	96	0	96	70	5
911	Nadia	Nabadwip	PNB	Nabadwip	100	0	100	75	5
912	Nadia	Nabadwip	UBI	Poramatala	76	0	76	50	5
913	Nadia	Nabadwip	UBI	Woodburn	50	4	46	30	5
914	Nadia	Nabadwip	SBI	Sreebas Angan	30	0	30	20	5
915	Nadia	Nabadwip	SBI	Charichara Bazar Rd	0	0	0	0	5
916	Nadia	Nabadwip	IOB	Nabadwip	0	0	0	0	5
917	Nadia	Nabadwip	Nadia CCB	Nabadwip	0	0	0	0	5
918	Nadia	Nabadwip	Bandhan	Nabadwip	0	0	0	0	5
919	Nadia	Nabadwip	BGVB	Nabadwip	0	0	0	0	5
920	Nadia	Nabadwip	CBI	Nabadwip	0	0	0	0	5
921	Nadia	Nabadwip	BOI	Nabadwip	0	0	0	0	5
922	Nadia	Nabadwip	AB	Alochaya Rd	0	0	0	0	5
923	Nadia	Ranaghat	BOB	Ranaghat	21	0	21	21	4
924	Nadia	Ranaghat	SBI	Ranaghat	46	0	46	30	4

Bank Branch Wise SEP Target for the Financial Year 2017-18

Sl No	Name of the District	Name of the ULB	Name of the Bank	Name of the Branch	No of Active SHGs	No of SHGs credit linked	SHGs are not Credit linked	SHG Credit Linkage Target For the FY- 2017-18	SEP-I Target for the FY-2017-18
925	Nadia	Ranaghat	UBI	Ranaghat	23	0	23	23	4
926	Nadia	Ranaghat	UCO	Ranaghat	50	0	50	40	4
927	Nadia	Ranaghat	CBI	Ranaghat	15	0	15	15	4
928	Nadia	Ranaghat	Canara Bank	Ranaghat	21	0	21	21	4
929	Nadia	Ranaghat	AB	Nasra	68	0	68	41	4
930	Nadia	Ranaghat	AB	Ranaghat	8	0	8	8	4
931	Nadia	Ranaghat	Syndicate Bank	Ranaghat	1	0	1	1	4
932	Nadia	Ranaghat	UBOI	Ranaghat	0	0	0	0	4
933	Nadia	Ranaghat	OBC	Ranaghat	0	0	0	0	4
934	Nadia	Ranaghat	BOI	Ranaghat	0	0	0	0	4
935	Nadia	Santipur	SBI	Santipur Main Branch	95	0	95	60	8
936	Nadia	Santipur	SBI	Sutragar Branch	41	0	41	30	8
937	Nadia	Santipur	AB	Santipur NS road br.	25	0	25	15	8
938	Nadia	Santipur	AB	R.N. Tagore road br.	37	0	37	25	8
939	Nadia	Santipur	UBI	Santipur Branch	111	0	111	90	8
940	Nadia	Santipur	UBI	Sutragar Branch	48	0	48	30	8
941	Nadia	Taherpur NNA	UBI	Taherpur	136	0	136	75	10
942	Nadia	Taherpur NNA	SBI	Taherpur	0	0	0	0	10
943	Nadia	Taherpur NNA	CBI	Taherpur	0	0	0	0	10
944	North 24 Pgs	Ashokenagar-Kalyang	SBI	Ashokenagar	46	4	42	30	7
945	North 24 Pgs	Ashokenagar-Kalyang	UBOI	Ashokenagar	20	0	20	15	7
946	North 24 Pgs	Ashokenagar-Kalyang	BOI	Ashokenagar	0	0	0	0	7
947	North 24 Pgs	Ashokenagar-Kalyang	AB	Ashokenagar	2	0	2	2	7
948	North 24 Pgs	Ashokenagar-Kalyang	UCO	Ashokenagar	48	2	46	25	7
949	North 24 Pgs	Ashokenagar-Kalyang	UBI	Ashokenagar	3	0	3	3	7
950	North 24 Pgs	Ashokenagar-Kalyang	BGVB	Kalyangarh	70	0	70	50	7
951	North 24 Pgs	Baduria	SBI	BADURIA	55	0	55	23	8
952	North 24 Pgs	Baduria	SBI	KATIAHAT	20	0	20	10	8
953	North 24 Pgs	Baduria	AB	BADURIA	39	0	39	25	8
954	North 24 Pgs	Baduria	WBSCB	BADURIA	22	0	22	22	8
955	North 24 Pgs	Baduria	BGVB	PUNRA	29	0	29	20	8
956	North 24 Pgs	Baduria	BGVB	RUDRAPUR	31	0	31	25	8
957	North 24 Pgs	Baranagar	BOI	Baranagar	48	0	48	23	5
958	North 24 Pgs	Baranagar	UBI	Dunlop	72	0	72	35	5
959	North 24 Pgs	Baranagar	UBI	Akshay Mukherjee Rd	1	0	1	1	5
960	North 24 Pgs	Baranagar	UBI	Alambazar	7	0	7	7	5
961	North 24 Pgs	Baranagar	IOB	Dunlop	10	0	10	5	5
962	North 24 Pgs	Baranagar	Dena Bank	Bediapara	14	0	14	7	5
963	North 24 Pgs	Baranagar	PNB	Dunlop	5	0	5	5	5
964	North 24 Pgs	Baranagar	AB	Dunlop	16	0	16	8	5
965	North 24 Pgs	Baranagar	AB	G. L. T. Road	18	0	18	9	5
966	North 24 Pgs	Baranagar	AB	Cossipore	13	0	13	13	5
967	North 24 Pgs	Baranagar	Andhara Bank	B. T. Road	4	0	4	4	5
968	North 24 Pgs	Baranagar	BOB	B. T. Road	1	0	1	1	5
969	North 24 Pgs	Baranagar	SBI	Alambazar	2	0	2	2	5
970	North 24 Pgs	Baranagar	UBOI	South Sinthi	15	0	15	7	5
971	North 24 Pgs	Baranagar	IDBI	Sinthi	46	0	46	23	5
972	North 24 Pgs	Barasat	Indian Bank	R.B.C ROAD	37	0	37	37	7
973	North 24 Pgs	Barasat	UBOI	Pranabananda Road	1	0	1	1	7
974	North 24 Pgs	Barasat	Canara Bank	R.B.C ROAD	20	0	20	20	7
975	North 24 Pgs	Barasat	AB	UTTAR BALURIYA	2	0	2	2	7
976	North 24 Pgs	Barasat	WBSCB	R.B.C ROAD	12	0	12	12	7
977	North 24 Pgs	Barasat	Corporation Bank	Barasat	1	0	1	1	7
978	North 24 Pgs	Barrackpore	SBI	Anandapuri	187	0	187	110	5
979	North 24 Pgs	Barrackpore	SBI	Rly Branch	74	0	74	37	5
980	North 24 Pgs	Barrackpore	UBI	Barrackpore	45	0	45	30	5
981	North 24 Pgs	Barrackpore	UBI	NCP	23	0	23	20	5
982	North 24 Pgs	Barrackpore	BOI	Barrackpore	52	0	52	26	5
983	North 24 Pgs	Barrackpore	CBI	Barrackpore	15	0	15	15	5
984	North 24 Pgs	Barrackpore	BOI	Barrackpore	56	0	56	30	5
985	North 24 Pgs	Barrackpore	IOB	Barrackpore	42	0	42	25	5
986	North 24 Pgs	Barrackpore	AB	Barrackpore	15	0	15	15	5
987	North 24 Pgs	Barrackpore	BOB	Barrackpore	156	0	156	92	5

Bank Branch Wise SEP Target for the Financial Year 2017-18

SI No	Name of the District	Name of the ULB	Name of the Bank	Name of the Branch	No of Active SHGs	No of SHGs credit linked	SHGs are not Credit linked	SHG Credit Linkage Target For the FY- 2017-18	SEP-I Target for the FY-2017-18
988	North 24 Pgs	Basirhat	UBI	Basirhat	250	0	250	150	7
989	North 24 Pgs	Basirhat	IDBI	Basirhat	80	0	80	50	7
990	North 24 Pgs	Basirhat	AB	Basirhat Old Market	0	0	0	0	7
991	North 24 Pgs	Basirhat	AB	BASIRHAT ITINDA ROAD	0	0	0	0	7
992	North 24 Pgs	Basirhat	SBI	Basirhat	0	0	0	0	7
993	North 24 Pgs	Basirhat	UCO	Basirhat	0	0	0	0	7
994	North 24 Pgs	Basirhat	Indian Bank	Basirhat	0	0	0	0	7
995	North 24 Pgs	Bhatpara	BGVB	Gurdaha	54	25	29	29	5
996	North 24 Pgs	Bhatpara	UBI	Bhatpara	61	12	49	35	5
997	North 24 Pgs	Bhatpara	SBI	Rathtala	181	10	171	110	5
998	North 24 Pgs	Bhatpara	BOI	Abantipur	61	0	61	40	5
999	North 24 Pgs	Bhatpara	SBI	Kankinara	2	0	2	2	5
1000	North 24 Pgs	Bhatpara	SBI	Nehru Market	0	0	0	0	5
1001	North 24 Pgs	Bhatpara	PNB	Kankinara	102	0	102	75	5
1002	North 24 Pgs	Bhatpara	PNB	Jaggadal	5	0	5	5	5
1003	North 24 Pgs	Bhatpara	PNB	Shyamnagar	4	0	4	4	5
1004	North 24 Pgs	Bhatpara	UBI	Panpur	0	0	0	0	5
1005	North 24 Pgs	Bhatpara	UBI	Shyamnagar	0	0	0	0	5
1006	North 24 Pgs	Bhatpara	UCO	Authpur	16	1	15	15	5
1007	North 24 Pgs	Bhatpara	Axis	Bhatpara	35	0	35	35	5
1008	North 24 Pgs	Bhatpara	Bhatpara Naihati CCB	Bhatpara	63	0	63	50	5
1009	North 24 Pgs	Bongaon	UBI	Bongaon	730	73	657	384	10
1010	North 24 Pgs	Bongaon	AB	Bongaon	141	50	91	55	10
1011	North 24 Pgs	Bongaon	SBI	Bongaon	50	0	50	35	10
1012	North 24 Pgs	Bongaon	BGVB	Motiganj	37	12	25	25	10
1013	North 24 Pgs	Bongaon	UCO	Bongaon	2	1	1	1	10
1014	North 24 Pgs	Dum Dum	AB	Dum Dum Cant	61	0	61	40	5
1015	North 24 Pgs	Dum Dum	AB	Rajbati	21	0	21	20	5
1016	North 24 Pgs	Dum Dum	AB	P. K. Guha Road	0	0	0	0	5
1017	North 24 Pgs	Dum Dum	SBI	Dum Dum	0	0	0	0	5
1018	North 24 Pgs	Dum Dum	SBI	Dum Dum Cant	0	0	0	0	5
1019	North 24 Pgs	Dum Dum	SBI	Airport	0	0	0	0	5
1020	North 24 Pgs	Dum Dum	UCO	Dum Dum Cant	67	0	67	40	5
1021	North 24 Pgs	Dum Dum	UBI	Dum Dum Cant	0	0	0	0	5
1022	North 24 Pgs	Dum Dum	IDBI	Dum Dum Cant	0	0	0	0	5
1023	North 24 Pgs	Dum Dum	BOB	Dum Dum Cant	0	0	0	0	5
1024	North 24 Pgs	Dum Dum	Vijaya Bank	Dum Dum Cant	0	0	0	0	5
1025	North 24 Pgs	Dum Dum	Syndicate Bank	Dum Dum	0	0	0	0	5
1026	North 24 Pgs	Dum Dum	OBC	Dum Dum	0	0	0	0	5
1027	North 24 Pgs	Dum Dum	BOI	Dum Dum Cant	0	0	0	0	5
1028	North 24 Pgs	Gobordanga	SBI	Gobordanga	114	0	114	80	10
1029	North 24 Pgs	Gobordanga	UBI	Gobordanga	100	0	100	80	10
1030	North 24 Pgs	Gobordanga	BOI	Gobordanga	126	0	126	90	10
1031	North 24 Pgs	Habra	PNB	Habra Municipality Comple	527	39	488	336	5
1032	North 24 Pgs	Habra	PNB	Habra	0	0	0	0	5
1033	North 24 Pgs	Habra	AB	Habra	14	0	14	14	5
1034	North 24 Pgs	Habra	UBI	Habra	0	0	0	0	5
1035	North 24 Pgs	Habra	UBI	Shree Chaitanya College	0	0	0	0	5
1036	North 24 Pgs	Habra	CBI	Habra	0	0	0	0	5
1037	North 24 Pgs	Habra	UBOI	Habra	0	0	0	0	5
1038	North 24 Pgs	Habra	UCO	Habra	0	0	0	0	5
1039	North 24 Pgs	Habra	SBI	Habra	0	0	0	0	5
1040	North 24 Pgs	Habra	SBI	Hijalpururia	0	0	0	0	5
1041	North 24 Pgs	Habra	SBI	Banipur	0	0	0	0	5
1042	North 24 Pgs	Habra	Indian Bank	Habra	0	0	0	0	5
1043	North 24 Pgs	Habra	BOI	Habra	0	0	0	0	5
1044	North 24 Pgs	Habra	BOB	Habra	0	0	0	0	5
1045	North 24 Pgs	Habra	IDBI	Habra	0	0	0	0	5
1046	North 24 Pgs	Habra	Andhara Bank	Habra	0	0	0	0	5
1047	North 24 Pgs	Habra	Syndicate Bank	Habra	0	0	0	0	5
1048	North 24 Pgs	Habra	WBSNB	Habra	0	0	0	0	5
1049	North 24 Pgs	Habra	Canara Bank	Habra	0	0	0	0	5

Bank Branch Wise SEP Target for the Financial Year 2017-18

SI No	Name of the District	Name of the ULB	Name of the Bank	Name of the Branch	No of Active SHGs	No of SHGs credit linked	SHGs are not Credit linked	SHG Credit Linkage Target For the FY- 2017-18	SEP-I Target for the FY-2017-18
1050	North 24 Pgs	Halisahar	UBI	Halisahar	14	0	14	14	6
1051	North 24 Pgs	Halisahar	UCO	Bagmore	3	0	3	3	6
1052	North 24 Pgs	Halisahar	CBI	Bagmore	0	0	0	0	6
1053	North 24 Pgs	Halisahar	PNB	Halisahar	11	0	11	11	6
1054	North 24 Pgs	Halisahar	AB	Halisahar	8	0	8	8	6
1055	North 24 Pgs	Halisahar	PNB	Halisahar	0	0	0	0	6
1056	North 24 Pgs	Halisahar	SBI	Halisahar	0	0	0	0	6
1057	North 24 Pgs	Halisahar	SBI	Bagmore	0	0	0	0	6
1058	North 24 Pgs	Kamarhati	SBI	Belgharia Branch	48	0	48	34	5
1059	North 24 Pgs	Kamarhati	SBI	Agarpara Texmaco Area	12	0	12	8	5
1060	North 24 Pgs	Kamarhati	SBI	Dakshineswar	1	0	1	1	5
1061	North 24 Pgs	Kamarhati	SBI	Kamarhati	12	0	12	8	5
1062	North 24 Pgs	Kamarhati	UBI	Belgharia Branch	5	0	5	5	5
1063	North 24 Pgs	Kamarhati	UBI	Kamarhati Bazar	66	0	66	46	5
1064	North 24 Pgs	Kamarhati	UBI	Ariadaha	25	0	25	18	5
1065	North 24 Pgs	Kamarhati	AB	Kamarhati Branch	118	0	118	83	5
1066	North 24 Pgs	Kamarhati	AB	Dakshineswar	46	0	46	32	5
1067	North 24 Pgs	Kamarhati	BOB	Belgharia Branch	31	0	31	22	5
1068	North 24 Pgs	Kamarhati	BOI	Kamarhati	24	0	24	17	5
1069	North 24 Pgs	Kamarhati	UCO	Kamarhati	87	0	87	61	5
1070	North 24 Pgs	Kamarhati	CBI	Belgharia Branch	20	0	20	14	5
1071	North 24 Pgs	Kamarhati	UBOI	Belgharia Branch	0	0	0	0	5
1072	North 24 Pgs	Kamarhati	PNB	Belgharia Branch	0	0	0	0	5
1073	North 24 Pgs	Kamarhati	UCO	Belgharia Branch	2	0	2	2	5
1074	North 24 Pgs	Kamarhati	Bandhan	Belgharia Branch	0	0	0	0	5
1075	North 24 Pgs	Kamarhati	Indian Bank	Dakshineswar	0	0	0	0	5
1076	North 24 Pgs	Kamarhati	Canara Bank	Dakshineswar	0	0	0	0	5
1077	North 24 Pgs	Kanchrapara	SBI	Kanchrapara	0	0	0	0	10
1078	North 24 Pgs	Kanchrapara	UBI	Kanchrapara	0	0	0	0	10
1079	North 24 Pgs	Kanchrapara	UCO	Kanchrapara	90	0	90	60	10
1080	North 24 Pgs	Kanchrapara	AB	Kanchrapara	0	0	0	0	10
1081	North 24 Pgs	Kanchrapara	Bandhan	Kanchrapara	0	0	0	0	10
1082	North 24 Pgs	Kharda	UBI	Kerulia	68	0	68	44	5
1083	North 24 Pgs	Kharda	UBI	Rahara	11	0	11	11	5
1084	North 24 Pgs	Kharda	SBI	Rahara	0	0	0	0	5
1085	North 24 Pgs	Kharda	SBI	Khardah	66	0	66	40	5
1086	North 24 Pgs	Kharda	AB	Khardah	59	0	59	35	5
1087	North 24 Pgs	Kharda	Dena Bank	Rahara	0	0	0	0	5
1088	North 24 Pgs	Kharda	Co-Operative Bank	Rahara	90	0	90	60	5
1089	North 24 Pgs	Kharda	Co-Operative Bank	Khardah	0	0	0	0	5
1090	North 24 Pgs	Kharda	IDBI	Rahara	0	0	0	0	5
1091	North 24 Pgs	Kharda	CBI	Rahara	10	0	10	10	5
1092	North 24 Pgs	Kharda	BOB	Rahara	0	0	0	0	5
1093	North 24 Pgs	Kharda	Bandhan	Rahara	0	0	0	0	5
1094	North 24 Pgs	Madhyamgram	AB	Madhyamgram	37	0	37	30	4
1095	North 24 Pgs	Madhyamgram	AB	UDAYRAJPUR	91	0	91	73	4
1096	North 24 Pgs	Madhyamgram	AB	GANGANAGAR	235	20	215	172	4
1097	North 24 Pgs	Madhyamgram	Bandhan	Madhyamgram	0	0	0	0	4
1098	North 24 Pgs	Madhyamgram	BGVB	GANGANAGAR	84	45	39	31	4
1099	North 24 Pgs	Madhyamgram	BOB	Madhyamgram	0	0	0	0	4
1100	North 24 Pgs	Madhyamgram	BOI	Sajirhat	21	0	21	17	4
1101	North 24 Pgs	Madhyamgram	BOI	MICHAELNAGAR	22	0	22	18	4
1102	North 24 Pgs	Madhyamgram	BOI	Micheal nagar	0	0	0	0	4
1103	North 24 Pgs	Madhyamgram	BOI	Madhyamgram	0	0	0	0	4
1104	North 24 Pgs	Madhyamgram	Canara Bank	Madhyamgram	0	0	0	0	4
1105	North 24 Pgs	Madhyamgram	CBI	Madhyamgram	0	0	0	0	4
1106	North 24 Pgs	Madhyamgram	Dena Bank	Madhyamgram	0	0	0	0	4
1107	North 24 Pgs	Madhyamgram	IDBI	Madhyamgram	0	0	0	0	4
1108	North 24 Pgs	Madhyamgram	IDBI	Madhyamgram Chowmatha	0	0	0	0	4
1109	North 24 Pgs	Madhyamgram	IOB	GANGANAGAR	0	0	0	0	4
1110	North 24 Pgs	Madhyamgram	IOB	Madhyamgram	0	0	0	0	4
1111	North 24 Pgs	Madhyamgram	Industrial Co-operati	Madhyamgram	0	0	0	0	4
1112	North 24 Pgs	Madhyamgram	SBI	Madhyamgram	74	0	74	59	4

Bank Branch Wise SEP Target for the Financial Year 2017-18

SI No	Name of the District	Name of the ULB	Name of the Bank	Name of the Branch	No of Active SHGs	No of SHGs credit linked	SHGs are not Credit linked	SHG Credit Linkage Target For the FY- 2017-18	SEP-I Target for the FY-2017-18
1113	North 24 Pgs	Madhyamgram	SBI	BADU	0	0	0	0	4
1114	North 24 Pgs	Madhyamgram	SBI	GANGANAGAR	0	0	0	0	4
1115	North 24 Pgs	Madhyamgram	UCO	Madhyamgram	63	0	63	50	4
1116	North 24 Pgs	Madhyamgram	UBOI	Madhyamgram	0	0	0	0	4
1117	North 24 Pgs	Madhyamgram	UBI	Madhyamgram	0	0	0	0	4
1118	North 24 Pgs	Madhyamgram	Vijaya Bank	Madhyamgram	0	0	0	0	4
1119	North 24 Pgs	Naihati	AB	Naihati	17	0	17	10	4
1120	North 24 Pgs	Naihati	AB	Deulpara	24	0	24	13	4
1121	North 24 Pgs	Naihati	AB	Saheb Colony	5	0	5	5	4
1122	North 24 Pgs	Naihati	UBI	Garifa	17	0	17	10	4
1123	North 24 Pgs	Naihati	UBI	Naihati	0	0	0		4
1124	North 24 Pgs	Naihati	CBI	Naihati	12	0	12	10	4
1125	North 24 Pgs	Naihati	BOI	Naihati	3	0	3	3	4
1126	North 24 Pgs	Naihati	Bhatpara Naihati CCB	Naihati	7	0	7	7	4
1127	North 24 Pgs	Naihati	UCO	Naihati	2	0	2	2	4
1128	North 24 Pgs	Naihati	PNB	Naihati	0	0	0	0	4
1129	North 24 Pgs	Naihati	SBI	Bijoy Nagar	0	0	0	0	4
1130	North 24 Pgs	Naihati	SBI	Naihati	0	0	0	0	4
1131	North 24 Pgs	New Barrackpore	SBI	North Barrackpore	0	0	0	0	7
1132	North 24 Pgs	New Barrackpore	AB	Kodalia	0	0	0	0	7
1133	North 24 Pgs	New Barrackpore	BOB	North Barrackpore	0	0	0	0	7
1134	North 24 Pgs	New Barrackpore	UCO	North Barrackpore	0	0	0	0	7
1135	North 24 Pgs	New Barrackpore	Andhara Bank	North Barrackpore	0	0	0	0	7
1136	North 24 Pgs	New Barrackpore	UBI	New Barrackpore	222	0	222	200	7
1137	North 24 Pgs	North Barrackpore	SBI	Barrackpore	48	0	48	31	7
1138	North 24 Pgs	North Barrackpore	SBI	Ichhapur	62	0	62	40	7
1139	North 24 Pgs	North Barrackpore	AB	North Barrackpore	134	0	134	86	7
1140	North 24 Pgs	North Barrackpore	UBI	Barrackpore Bar court	16	0	16	10	7
1141	North 24 Pgs	North Barrackpore	PNB	Ichhapur	19	0	19	12	7
1142	North 24 Pgs	North Barrackpore	SBI	Sreepally Palta	3	0	3	2	7
1143	North 24 Pgs	North DumDum	UCO	BIRATI	312	0	312	225	7
1144	North 24 Pgs	North DumDum	IDBI	BIRATI	71	0	71	51	7
1145	North 24 Pgs	North DumDum	AB	BIRATI	35	0	35	25	7
1146	North 24 Pgs	North DumDum	UBI	BIRATI	10	0	10	7	7
1147	North 24 Pgs	North DumDum	BOI	BIRATI	10	0	10	7	7
1148	North 24 Pgs	North DumDum	UBI	NIMTA	190	34	156	112	7
1149	North 24 Pgs	North DumDum	BOI	BIRATI	59	0	59	42	7
1150	North 24 Pgs	North DumDum	BOB	AIRPORT CITY	49	0	49	35	7
1151	North 24 Pgs	North DumDum	PNB	BIRATI	1	0	1	1	7
1152	North 24 Pgs	Panihati	AB	Panihati	146	0	146	88	5
1153	North 24 Pgs	Panihati	BOB	Panihati	0	0	0	0	5
1154	North 24 Pgs	Panihati	BGVB	Panihati	26	0	26	16	5
1155	North 24 Pgs	Panihati	Bandhan	Panihati	0	0	0	0	5
1156	North 24 Pgs	Panihati	CBI	Panihati	0	0	0	0	5
1157	North 24 Pgs	Panihati	Canara Bank	Panihati	0	0	0	0	5
1158	North 24 Pgs	Panihati	IDBI	Panihati	280	0	280	168	5
1159	North 24 Pgs	Panihati	Indian Bank	Panihati	0	0	0	0	5
1160	North 24 Pgs	Panihati	OBC	Panihati	3	0	3	2	5
1161	North 24 Pgs	Panihati	PNB	Panihati	24	0	24	14	5
1162	North 24 Pgs	Panihati	SBI	Panihati	0	0	0	0	5
1163	North 24 Pgs	Panihati	UBI	Panihati	0	0	0	0	5
1164	North 24 Pgs	Panihati	UCO	Panihati	102	0	102	61	5
1165	North 24 Pgs	Panihati	UBOI	Panihati	18	0	18	12	5
1166	North 24 Pgs	South Dumdum	BOB	GHUGHUDANGA	4	0	4	4	3
1167	North 24 Pgs	South Dumdum	BOB	NAGERBAZAAR	0	0	0	0	3
1168	North 24 Pgs	South Dumdum	BOB	PATIPUKUR	0	0	0	0	3
1169	North 24 Pgs	South Dumdum	BOB	BANGUR	0	0	0	0	3
1170	North 24 Pgs	South Dumdum	UBI	SUBHASH NAGAR	0	0	0	0	3
1171	North 24 Pgs	South Dumdum	UBI	DUM DUM	3	0	3	3	3
1172	North 24 Pgs	South Dumdum	UBI	KALINDI WEST	0	0	0	0	3
1173	North 24 Pgs	South Dumdum	UBI	SREEBHUMI	0	0	0	0	3
1174	North 24 Pgs	South Dumdum	PNB	NAGERBAZAAR	0	0	0	0	3

Bank Branch Wise SEP Target for the Financial Year 2017-18

SI No	Name of the District	Name of the ULB	Name of the Bank	Name of the Branch	No of Active SHGs	No of SHGs credit linked	SHGs are not Credit linked	SHG Credit Linkage Target For the FY- 2017-18	SEP-I Target for the FY-2017-18
1175	North 24 Pgs	South Dumdum	PNB	PATIPUKUR	0	0	0	0	3
1176	North 24 Pgs	South Dumdum	AB	DUM DUM	0	0	0	0	3
1177	North 24 Pgs	South Dumdum	AB	DUMDUM PARK	0	0	0	0	3
1178	North 24 Pgs	South Dumdum	AB	SUBHASH NAGAR	0	0	0	0	3
1179	North 24 Pgs	South Dumdum	SBI	GARUI	27	0	27	27	3
1180	North 24 Pgs	South Dumdum	SBI	NAGERBAZAAR	4	0	4	4	3
1181	North 24 Pgs	South Dumdum	SBI	BANGUR AVENUE	0	0	0	0	3
1182	North 24 Pgs	South Dumdum	SBI	DAKSHINPARA	0	0	0	0	3
1183	North 24 Pgs	South Dumdum	SBI	LAKE TOWN	0	0	0	0	3
1184	North 24 Pgs	South Dumdum	SBI	KALINDI	0	0	0	0	3
1185	North 24 Pgs	South Dumdum	SBI	SREEBHUMI	0	0	0	0	3
1186	North 24 Pgs	South Dumdum	SBI	PURBA SINTHEE	0	0	0	0	3
1187	North 24 Pgs	South Dumdum	SBI	DUMDUM ROAD	0	0	0	0	3
1188	North 24 Pgs	South Dumdum	Dena Bank	BEDIAPARA	14	0	14	14	3
1189	North 24 Pgs	South Dumdum	Dena Bank	NAGERBAZAAR	0	0	0	0	3
1190	North 24 Pgs	South Dumdum	UCO	DUM DUM	0	0	0	0	3
1191	North 24 Pgs	South Dumdum	BOI	BANGUR AVENUE	0	0	0	0	3
1192	North 24 Pgs	South Dumdum	BOI	NAGERBAZAAR	0	0	0	0	3
1193	North 24 Pgs	South Dumdum	Bandhan	BANGUR	0	0	0	0	3
1194	North 24 Pgs	South Dumdum	Bandhan	NAGERBAZAAR	0	0	0	0	3
1195	North 24 Pgs	South Dumdum	CBI	NAGERBAZAAR	0	0	0	0	3
1196	North 24 Pgs	South Dumdum	WBSCB	DUMDUM	0	0	0	0	3
1197	North 24 Pgs	Taki	UBI	Hasnabad	7	0	7	7	10
1198	North 24 Pgs	Taki	AB	Taki	163	0	163	113	10
1199	North 24 Pgs	Taki	AB	Kumorpukur	5	0	5	5	10
1200	North 24 Pgs	Taki	SBI	Taki	0	0	0	0	10
1201	North 24 Pgs	Taki	BOI	Taki	0	0	0	0	10
1202	North 24 Pgs	Titagarh	UCO	Titagarh	60	0	60	48	20
1203	North 24 Pgs	Titagarh	UBI	Titagarh	2	0	2	2	20
1204	Paschim Medinipur	Chandrakona	TGCCB	Chandrakona	75	0	75	43	10
1205	Paschim Medinipur	Chandrakona	UCO	Chandrakona	6	0	6	6	10
1206	Paschim Medinipur	Chandrakona	UBI	Chandrakona	1	0	1	1	10
1207	Paschim Medinipur	Ghatal	SBI	Ghatal	57	0	57	32	5
1208	Paschim Medinipur	Ghatal	UBI	Ghatal	73	0	73	41	5
1209	Paschim Medinipur	Ghatal	UCO	Ghatal	61	13	48	27	5
1210	Paschim Medinipur	Ghatal	BOI	Ghatal	0	0	0	0	5
1211	Paschim Medinipur	Ghatal	PNB	Ghatal	0	0	0	0	5
1212	Paschim Medinipur	Ghatal	AB	Ghatal	0	0	0	0	5
1213	Paschim Medinipur	Ghatal	TGCCB	Ghatal	0	0	0	0	5
1214	Paschim Medinipur	Ghatal	GPCoapt Bank	Ghatal	0	0	0	0	5
1215	Paschim Medinipur	Ghatal	GARDB	Ghatal	0	0	0	0	5
1216	Paschim Medinipur	Jhargram	UBI	JHARGRAM	42	28	14	11	5
1217	Paschim Medinipur	Jhargram	SBI	JHARGRAM	57	0	57	47	5
1218	Paschim Medinipur	Jhargram	AB	JHARGRAM	83	22	61	50	5
1219	Paschim Medinipur	Jhargram	IDBI	JHARGRAM	21	0	21	17	5
1220	Paschim Medinipur	Jhargram	UCO	JHARGRAM	0	0	0	0	5
1221	Paschim Medinipur	Jhargram	BOI	JHARGRAM	16	0	16	13	5
1222	Paschim Medinipur	Jhargram	Bandhan	JHARGRAM	0	0	0	0	5
1223	Paschim Medinipur	Jhargram	Canara Bank	JHARGRAM	0	0	0	0	5
1224	Paschim Medinipur	Jhargram	UBI	JAMDA	14	0	14	11	5
1225	Paschim Medinipur	Kharagpur	SBI	Bhawanipur	75	0	75	53	4
1226	Paschim Medinipur	Kharagpur	SBI	IIT Branch	10	0	10	7	4
1227	Paschim Medinipur	Kharagpur	SBI	Nimpura	8	0	8	6	4
1228	Paschim Medinipur	Kharagpur	UBI	Prembazar	53	0	53	38	4
1229	Paschim Medinipur	Kharagpur	UBI	Puranatan Bazar	6	0	6	4	4
1230	Paschim Medinipur	Kharagpur	P&SB	Kharida	60	0	60	43	4
1231	Paschim Medinipur	Kharagpur	P&SB	Jhapetapur	95	0	95	67	4
1232	Paschim Medinipur	Kharagpur	PNB	IIT Kharagpur	4	0	4	3	4
1233	Paschim Medinipur	Kharagpur	UBOI	Malancha	1	0	1	1	4
1234	Paschim Medinipur	Kharagpur	PNB	Keshiary	22	0	22	16	4
1235	Paschim Medinipur	Kharagpur	BOB	Malancha	91	0	91	65	4
1236	Paschim Medinipur	Kharagpur	CBI	Malancha	19	0	19	13	4
1237	Paschim Medinipur	Kharagpur	Indian Bank	Malancha	7	0	7	5	4

Bank Branch Wise SEP Target for the Financial Year 2017-18

SI No	Name of the District	Name of the ULB	Name of the Bank	Name of the Branch	No of Active SHGs	No of SHGs credit linked	SHGs are not Credit linked	SHG Credit Linkage Target For the FY- 2017-18	SEP-I Target for the FY-2017-18
1238	Paschim Medinipur	Kharagpur	Vijaya Bank	Kharida	75	0	75	53	4
1239	Paschim Medinipur	Kharagpur	BOI	Malancha	7	2	5	4	4
1240	Paschim Medinipur	Kharagpur	Andhara Bank	Malancha	2	0	2	1	4
1241	Paschim Medinipur	Kharagpur	IOB	Puratan Bazar	33	0	33	23	4
1242	Paschim Medinipur	Kharagpur	UCO	Kausalya	13	0	13	9	4
1243	Paschim Medinipur	Kharagpur	Andhara Bank	Inda	14	0	14	10	4
1244	Paschim Medinipur	Kharagpur	Syndicate Bank	Inda	9	0	9	6	4
1245	Paschim Medinipur	Kharagpur	AB	Inda	93	2	91	65	4
1246	Paschim Medinipur	Kharagpur	PNB	Malancha	10	0	10	7	4
1247	Paschim Medinipur	Kharagpur	Canara Bank	Kharida	2	0	2	1	4
1248	Paschim Medinipur	Kharar	SBI	Kharar Branch	9	1	8	8	10
1249	Paschim Medinipur	Kharar	UCO	Kharar Branch	30	0	30	22	10
1250	Paschim Medinipur	Khairpai	SBI	Halderdighi	40	0	40	30	8
1251	Paschim Medinipur	Khairpai	UCO	Khairpai	57	0	57	41	8
1252	Paschim Medinipur	Khairpai	TGCCB	Khairpai	16	0	16	12	8
1253	Paschim Medinipur	Khairpai	Bandhan	Kuspata Ghatal	0	0	0	0	8
1254	Paschim Medinipur	Khairpai	Axis	Medinipur	25	0	25	18	8
1255	Paschim Medinipur	Midnapore	BGVB	Keranitola Branch	6	6	0	0	4
1256	Paschim Medinipur	Midnapore	BGVB	Rangamati Branch	36	6	30	19	4
1257	Paschim Medinipur	Midnapore	UBI	Sepoybazar Branch	50	17	33	21	4
1258	Paschim Medinipur	Midnapore	UBI	Schoolbazar Branch	44	10	34	22	4
1259	Paschim Medinipur	Midnapore	IOB	Midnapore Branch	10	0	10	6	4
1260	Paschim Medinipur	Midnapore	Vidyasagar CCB	Midnapore Branch	57	0	57	37	4
1261	Paschim Medinipur	Midnapore	People's CCB	Midnapore Branch	52	0	52	34	4
1262	Paschim Medinipur	Midnapore	UBOI	Midnapore Branch	24	7	17	11	4
1263	Paschim Medinipur	Midnapore	Indian Bank	Midnapore Branch	36	3	33	21	4
1264	Paschim Medinipur	Midnapore	UCO	Bat tola Branch	10	0	10	6	4
1265	Paschim Medinipur	Midnapore	UCO	University Branch	4	3	1	1	4
1266	Paschim Medinipur	Midnapore	Corporation Bank	Midnapore Branch	4	0	4	3	4
1267	Paschim Medinipur	Midnapore	BOB	Midnapore Branch	35	0	35	23	4
1268	Paschim Medinipur	Midnapore	PNB	Midnapore Branch	40	0	40	26	4
1269	Paschim Medinipur	Midnapore	BOI	Midnapore Branch	29	0	29	19	4
1270	Paschim Medinipur	Midnapore	AB	Midnapore Branch	27	2	25	16	4
1271	Paschim Medinipur	Midnapore	Canara Bank	Midnapore Branch	7	0	7	5	4
1272	Paschim Medinipur	Midnapore	SBI	Jagannath mandir Branch	15	0	15	10	4
1273	Paschim Medinipur	Midnapore	SBI	Rajabazar Branch	5	0	5	3	4
1274	Paschim Medinipur	Midnapore	Axis	Razabazar Branch	4	0	4	3	4
1275	Paschim Medinipur	Midnapore	Andhara Bank	Midnapore Branch	24	0	24	15	4
1276	Paschim Medinipur	Ramjibanpur	UCO	Ramjibanpur	16	1	15	15	20
1277	Paschim Medinipur	Ramjibanpur	UBI	Ramjibanpur	97	24	73	65	20
1278	Purba Medinipur	Contai	PNB	Contai	252	121	131	91	10
1279	Purba Medinipur	Contai	CBI	Contai	31	0	31	21	10
1280	Purba Medinipur	Contai	UBI	Contai	52	0	52	36	10
1281	Purba Medinipur	Egra	Canara Bank	Egra	0	0	0	0	10
1282	Purba Medinipur	Egra	SBI	Egra	0	0	0	0	10
1283	Purba Medinipur	Egra	AB	Egra	0	0	0	0	10
1284	Purba Medinipur	Egra	UBI	Egra	198	0	198	137	10
1285	Purba Medinipur	Haldia	IOB	Haldia Br.	288	0	288	199	2
1286	Purba Medinipur	Haldia	Andhara Bank	Haldia Br.	477	0	477	330	2
1287	Purba Medinipur	Haldia	Axis	Haldia Br.	47	0	47	33	2
1288	Purba Medinipur	Haldia	BOI	Haldia port	7	0	7	5	2
1289	Purba Medinipur	Haldia	SBI	BASUDEBPUR	0	0	0	0	2
1290	Purba Medinipur	Haldia	SBI	CHAITANYAPUR	0	0	0	0	2
1291	Purba Medinipur	Haldia	SBI	HALDIA PORT	0	0	0	0	2
1292	Purba Medinipur	Haldia	SBI	SUTAHATA	0	0	0	0	2
1293	Purba Medinipur	Haldia	SBI	BRAJALALCHAK	0	0	0	0	2
1294	Purba Medinipur	Haldia	SBI	IOC CAMPUS	0	0	0	0	2
1295	Purba Medinipur	Haldia	SBI	KHANJANCHAK	0	0	0	0	2
1296	Purba Medinipur	Haldia	SBI	IOC Township Branch	0	0	0	0	2
1297	Purba Medinipur	Haldia	SBI	CITY CENTRE	0	0	0	0	2
1298	Purba Medinipur	Haldia	UBI	SUTAHATA	0	0	0	0	2
1299	Purba Medinipur	Haldia	UBI	DURGACHAK	0	0	0	0	2
1300	Purba Medinipur	Haldia	UBI	CHAITANYAPUR	0	0	0	0	2

Bank Branch Wise SEP Target for the Financial Year 2017-18

SI No	Name of the District	Name of the ULB	Name of the Bank	Name of the Branch	No of Active SHGs	No of SHGs credit linked	SHGs are not Credit linked	SHG Credit Linkage Target For the FY- 2017-18	SEP-I Target for the FY-2017-18
1301	Purba Medinipur	Haldia	UCO	DURGACHAK	0	0	0	0	2
1302	Purba Medinipur	Haldia	UCO	HALDIA	0	0	0	0	2
1303	Purba Medinipur	Haldia	PNB	DURGACHAK	0	0	0	0	2
1304	Purba Medinipur	Haldia	PNB	BASUDEBPUR	0	0	0	0	2
1305	Purba Medinipur	Haldia	CBI	HALDIA	0	0	0	0	2
1306	Purba Medinipur	Haldia	CBI	DURGACHAK	0	0	0	0	2
1307	Purba Medinipur	Haldia	BOI	HALDIA PORT TOWN	0	0	0	0	2
1308	Purba Medinipur	Haldia	BOI	HALDIA PORT	0	0	0	0	2
1309	Purba Medinipur	Haldia	IDBI	TAMLUK	0	0	0	0	2
1310	Purba Medinipur	Haldia	TGCCB	HALDIA	0	0	0	0	2
1311	Purba Medinipur	Haldia	TGCCB	CHAITANYAPUR	0	0	0	0	2
1312	Purba Medinipur	Haldia	TGCCB	TAMLUK	0	0	0	0	2
1313	Purba Medinipur	Haldia	AB	BASUDEBPUR	0	0	0	0	2
1314	Purba Medinipur	Haldia	AB	CHAITANYAPUR	0	0	0	0	2
1315	Purba Medinipur	Haldia	AB	CHIRANJIBPUR	0	0	0	0	2
1316	Purba Medinipur	Haldia	IOB	HALDIA	0	0	0	0	2
1317	Purba Medinipur	Haldia	Bandhan	SUTAHATA	0	0	0	0	2
1318	Purba Medinipur	Haldia	Bandhan	AMLAT	0	0	0	0	2
1319	Purba Medinipur	Haldia	Indian Bank	MANJUSHREE	0	0	0	0	2
1320	Purba Medinipur	Haldia	BGVB	BABURHAT	0	0	0	0	2
1321	Purba Medinipur	Panskura	UBI	Panskura	70	0	70	48	5
1322	Purba Medinipur	Panskura	UBI	Panskura	32	0	32	22	5
1323	Purba Medinipur	Panskura	PNB	Panskura	39	0	39	27	5
1324	Purba Medinipur	Panskura	SBI	Panskura	0	0	0	0	5
1325	Purba Medinipur	Panskura	BOB	Panskura	4	0	4	3	5
1326	Purba Medinipur	Panskura	UCO	Panskura	0	0	0	0	5
1327	Purba Medinipur	Panskura	Canara Bank	Panskura	34	0	34	24	5
1328	Purba Medinipur	Panskura	TGCCB	Panskura	0	0	0	0	5
1329	Purba Medinipur	Panskura	BGVB	Panskura	18	0	18	12	5
1330	Purba Medinipur	Tamluk	UBI	TAMLUK	82	36	46	32	7
1331	Purba Medinipur	Tamluk	UBI	SALGECHHIA	39	24	15	10	7
1332	Purba Medinipur	Tamluk	PNB	TAMLUK	9	1	8	6	7
1333	Purba Medinipur	Tamluk	AB	TAMLUK	62	26	36	25	7
1334	Purba Medinipur	Tamluk	SBI	TAMLUK	24	13	11	8	7
1335	Purba Medinipur	Tamluk	TGCCB	TAMLUK	42	0	42	29	7
1336	Purba Medinipur	Tamluk	UBOI	TAMLUK	9	7	2	1	7
1337	Purulia	Purulia	UBI	Purulia	89	32	57	42	4
1338	Purulia	Purulia	SBI	Purulia	0	0	0	0	4
1339	Purulia	Purulia	SBI	Purulia Town	0	0	0	0	4
1340	Purulia	Purulia	SBI	SPB Branch	0	0	0	0	4
1341	Purulia	Purulia	AB	Purulia	0	0	0	0	4
1342	Purulia	Purulia	UCO	purulia	0	0	0	0	4
1343	Purulia	Purulia	OBC	purulia	0	0	0	0	4
1344	Purulia	Purulia	Indian Bank	purulia	0	0	0	0	4
1345	Purulia	Purulia	PNB	purulia	0	0	0	0	4
1346	Purulia	Purulia	BOI	purulia	2	0	2	1	4
1347	Purulia	Purulia	IOB	purulia	0	0	0	0	4
1348	Purulia	Purulia	CBI	purulia	8	0	8	6	4
1349	Purulia	Purulia	BOB	purulia	0	0	0	0	4
1350	Purulia	Purulia	Canara Bank	purulia	9	0	9	7	4
1351	Purulia	Purulia	UBOI	purulia	0	0	0	0	4
1352	Purulia	Purulia	Syndicate Bank	purulia	0	0	0	0	4
1353	Purulia	Purulia	BGVB	purulia	2	0	2	1	4
1354	Purulia	Purulia	IDBI	purulia	0	0	0	0	4
1355	Purulia	Purulia	Bandhan	purulia	0	0	0	0	4
1356	Purulia	Purulia	Purulia CCB	purulia	324	22	302	223	4
1357	Purulia	Purulia	UBI	Dulmi	0	0	0	0	4
1358	Purulia	Raghunathpur	UBI	Raghunathpur	3	0	3	3	5
1359	Purulia	Raghunathpur	UCO	Raghunathpur	1	0	1	1	5
1360	Purulia	Raghunathpur	SBI	Raghunathpur	0	0	0	0	5
1361	Purulia	Raghunathpur	BGVB	Raghunathpur	5	0	5	5	5
1362	Purulia	Raghunathpur	CBI	Raghunathpur	8	0	8	8	5
1363	Purulia	Raghunathpur	AB	Raghunathpur	2	0	2	2	5

Bank Branch Wise SEP Target for the Financial Year 2017-18

Sl No	Name of the District	Name of the ULB	Name of the Bank	Name of the Branch	No of Active SHGs	No of SHGs credit linked	SHGs are not Credit linked	SHG Credit Linkage Target For the FY- 2017-18	SEP-I Target for the FY-2017-18
1364	Purulia	Raghunathpur	BOI	Raghunathpur	0	0	0	0	5
1365	Purulia	Raghunathpur	Canara Bank	Raghunathpur	0	0	0	0	5
1366	Purulia	Raghunathpur	Central Cooperative	Raghunathpur	7	0	7	7	5
1367	South 24 Pgs	Baruipur	UBI	Chowdhury Bazar	11	0	11	11	7
1368	South 24 Pgs	Baruipur	SBI	Kulpi Road	4	0	4	4	7
1369	South 24 Pgs	Baruipur	IDBI	Kulpi Road	11	0	11	11	7
1370	South 24 Pgs	Baruipur	Indian Bank	Natun Para	1	0	1	1	7
1371	South 24 Pgs	Baruipur	UCO	Kachari Bazar	5	0	5	5	7
1372	South 24 Pgs	Baruipur	Syndicate Bank	Padmapukur	5	0	5	5	7
1373	South 24 Pgs	Baruipur	AB	Subuddhipur	12	0	12	12	7
1374	South 24 Pgs	Budge Budge	AB	Budge Budge	0	0	0	0	5
1375	South 24 Pgs	Budge Budge	Dena Bank	Budge Budge	35	0	35	23	5
1376	South 24 Pgs	Budge Budge	Canara Bank	Budge Budge	38	0	38	23	5
1377	South 24 Pgs	Budge Budge	UCO	Budge Budge	1	0	1	1	5
1378	South 24 Pgs	Budge Budge	UBI	Budge Budge	0	0	0	0	5
1379	South 24 Pgs	Budge Budge	SBI	Budge Budge	3	0	3	3	5
1380	South 24 Pgs	Budge Budge	SBI	Charial Bazar	0	0	0	0	5
1381	South 24 Pgs	Budge Budge	BOB	Budge Budge	0	0	0	0	5
1382	South 24 Pgs	Joynagar Mozilpur	UBI	Joynagar Mozilpur	37	0	37	36	5
1383	South 24 Pgs	Joynagar Mozilpur	SBI	Joynagar Mozilpur	17	0	17	14	5
1384	South 24 Pgs	Joynagar Mozilpur	BOI	Joynagar Mozilpur	0	0	0	0	5
1385	South 24 Pgs	Joynagar Mozilpur	PNB	Joynagar Mozilpur	0	0	0	0	5
1386	South 24 Pgs	Joynagar Mozilpur	Bandhan	Joynagar Mozilpur	0	0	0	0	5
1387	South 24 Pgs	Joynagar Mozilpur	Sagar Grameen	Joynagar Mozilpur	0	0	0	0	5
1388	South 24 Pgs	Maheshtala	UCO	NANGI	13	0	13	7	3
1389	South 24 Pgs	Maheshtala	BGVB	GANIPUR	1	0	1	1	3
1390	South 24 Pgs	Maheshtala	BGVB	SHIBRAMPUR	3	0	3	2	3
1391	South 24 Pgs	Maheshtala	BGVB	JAGANNATH NAGAR	11	3	8	4	3
1392	South 24 Pgs	Maheshtala	BGVB	SANTOSHPUR	26	0	26	14	3
1393	South 24 Pgs	Maheshtala	Canara Bank	GOBINDAPUR	11	0	11	6	3
1394	South 24 Pgs	Maheshtala	Canara Bank	MOLLARGATE	1	0	1	1	3
1395	South 24 Pgs	Maheshtala	Canara Bank	SANTOSHPUR	4	0	4	2	3
1396	South 24 Pgs	Maheshtala	SBI	MOLLARGATE	1	0	1	1	3
1397	South 24 Pgs	Maheshtala	SBI	PANCHUR	4	0	4	2	3
1398	South 24 Pgs	Maheshtala	SBI	BATANAGAR	8	0	8	4	3
1399	South 24 Pgs	Maheshtala	UBI	MAHESHTALA	37	0	37	20	3
1400	South 24 Pgs	Maheshtala	UBI	BANERJEEHAT	4	0	4	2	3
1401	South 24 Pgs	Maheshtala	UBI	BATANAGAR	23	0	23	12	3
1402	South 24 Pgs	Maheshtala	Vijaya Bank	BATANAGAR	42	0	42	23	3
1403	South 24 Pgs	Pujali	AB	Nischintapur	15	0	15	15	10
1404	South 24 Pgs	Pujali	AB	Rajibpur	5	0	5	5	10
1405	South 24 Pgs	Rajpur sonarpur	UCO	GARIA ST. ROAD	12	0	12	9	3
1406	South 24 Pgs	Rajpur sonarpur	AB	TENTULBERIA	111	0	111	80	3
1407	South 24 Pgs	Rajpur sonarpur	IOB	CHAK GARIA	42	0	42	30	3
1408	South 24 Pgs	Rajpur sonarpur	BOB	GARIA ST. ROAD	59	0	59	42	3
1409	South 24 Pgs	Rajpur sonarpur	IOB	KAMALGACHI	16	0	16	11	3
1410	South 24 Pgs	Rajpur sonarpur	AB	NARENDRAPUR	10	0	10	7	3
1411	South 24 Pgs	Rajpur sonarpur	Canara Bank	SONARPUR	18	0	18	13	3
1412	South 24 Pgs	Rajpur sonarpur	AB	SONARPUR	4	0	4	3	3
1413	South 24 Pgs	Rajpur sonarpur	CBI	SONARPUR	9	0	9	6	3
1414	South 24 Pgs	Rajpur sonarpur	PNB	RAJPUR-SONARPUR	4	0	4	3	3
1415	South 24 Pgs	Rajpur sonarpur	PNB	SONARPUR	12	0	12	9	3
1416	South 24 Pgs	Rajpur sonarpur	UBOI	SONARPUR	61	0	61	44	3
1417	South 24 Pgs	Rajpur sonarpur	UBI	SONARPUR	50	0	50	36	3
1418	South 24 Pgs	Rajpur sonarpur	UBI	GHASIARA	15	0	15	11	3
1419	South 24 Pgs	Rajpur sonarpur	UBI	SONARGAON	34	0	34	24	3
1420	South 24 Pgs	Rajpur sonarpur	UBI	RAJPUR	142	0	142	102	3
1421	South 24 Pgs	Rajpur sonarpur	SBI	RAJPUR	1	0	1	1	3
1422	South 24 Pgs	Rajpur sonarpur	BOI	HARINAVI	1	0	1	1	3
1423	South 24 Pgs	Rajpur sonarpur	UBI	HARINAVI	9	0	9	6	3
1424	South 24 Pgs	Rajpur sonarpur	CBI	SUBHASHGRAM	19	0	19	14	3
1425	South 24 Pgs	Rajpur sonarpur	BGVB	KODALIA	34	0	34	24	3

Bank Branch Wise SEP Target for the Financial Year 2017-18

Sl No	Name of the District	Name of the ULB	Name of the Bank	Name of the Branch	No of Active SHGs	No of SHGs credit linked	SHGs are not Credit linked	SHG Credit Linkage Target For the FY- 2017-18	SEP-I Target for the FY-2017-18
1426	South 24 Pgs	Rajpur sonarpur	UBI	MALACHA PANCHABATI	22	0	22	16	3
1427	South 24 Pgs	Rajpur sonarpur	SBI	SUBHASHGRAM	3	0	3	2	3
1428	South 24 Pgs	Rajpur sonarpur	AB	LASKARPUR	73	0	73	52	3
1429	South 24 Pgs	Rajpur sonarpur	BGVB	KAMALGACHI	5	0	5	4	3
1430	South 24 Pgs	Rajpur sonarpur	BOI	NARENDRAPUR	22	0	22	16	3
1431	South 24 Pgs	Rajpur sonarpur	UBI	NARENDRAPUR	37	0	37	27	3
1432	South 24 Pgs	Rajpur sonarpur	BGVB	GARIA ST. ROAD	7	0	7	5	3
1433	South 24 Pgs	Rajpur sonarpur	Syndicate Bank	GARIA	2	0	2	1	3
1434	South 24 Pgs	Rajpur sonarpur	SBI	FARTABAD	9	0	9	6	3
1435	South 24 Pgs	Rajpur sonarpur	UBI	GARIA STATION	1	0	1	1	3
1436	South 24 Pgs	Rajpur sonarpur	UBI	KALIBAZAR	62	0	62	44	3
1437	South 24 Pgs	Rajpur sonarpur	AB	BORAL	82	0	82	59	3
1438	South 24 Pgs	Rajpur sonarpur	Dena Bank	GARIA	16	0	16	11	3
1439	Uttar Dinajpur	Dalkhola	UBI	Dalkhola	72	0	72	30	10
1440	Uttar Dinajpur	Dalkhola	SBI	Dalkhola	0	0	0	0	6
1441	Uttar Dinajpur	Dalkhola	BOB	Dalkhola	11	0	11	6	6
1442	Uttar Dinajpur	Dalkhola	BOI	Dalkhola	4	0	4	3	8
1443	Uttar Dinajpur	Dalkhola	IOB	Dalkhola	14	0	14	8	8
1444	Uttar Dinajpur	Dalkhola	Corporation Bank	Dalkhola	5	0	5	3	7
1445	Uttar Dinajpur	Dalkhola	CBI	Dalkhola	0	0	0	0	5
1446	Uttar Dinajpur	Islampur	SBI	Islampur	41	0	41	25	8
1447	Uttar Dinajpur	Islampur	BOI	Islampur	82	0	82	50	8
1448	Uttar Dinajpur	Islampur	UBI	Islampur	27	0	27	20	8
1449	Uttar Dinajpur	Islampur	UBOI	Islampur	0	0	0	0	8
1450	Uttar Dinajpur	Islampur	Canara Bank	Islampur	0	0	0	0	8
1451	Uttar Dinajpur	Islampur	Bandhan	Islampur	0	0	0	0	8
1452	Uttar Dinajpur	Kaliagunj	SBI	Kaliagunj	0	0	0	0	6
1453	Uttar Dinajpur	Kaliagunj	SBI (ADB)	Kaliagunj	0	0	0	0	4
1454	Uttar Dinajpur	Kaliagunj	UBOI	Kaliagunj	0	0	0	0	8
1455	Uttar Dinajpur	Kaliagunj	Bandhan	Kaliagunj	0	0	0	0	6
1456	Uttar Dinajpur	Kaliagunj	CBI	Kaliagunj	0	0	0	0	6
1457	Uttar Dinajpur	Kaliagunj	UBI	Kaliagunj	0	0	0	0	8
1458	Uttar Dinajpur	Kaliagunj	RCCB	Kaliagunj	0	0	0	0	6
1459	Uttar Dinajpur	Kaliagunj	BOI	Kaliagunj	0	0	0	0	8
1460	Uttar Dinajpur	Kaliagunj	BGVB	Kaliagunj	86	0	86	76	8
1461	Uttar Dinajpur	Raigunj	UCO	Raiganj	25	7	18		8
1462	Uttar Dinajpur	Raigunj	IOB	Raiganj	20	0	20		8
1463	Uttar Dinajpur	Raigunj	UBI	Raiganj	70	0	70		8
1464	Uttar Dinajpur	Raigunj	CBI	Raiganj	15	0	15	7	8
1465	Uttar Dinajpur	Raigunj	PNB	Raiganj	7	0	7	4	8
1466	Uttar Dinajpur	Raigunj	IDBI	Raiganj	14	0	14	8	8
1467	Uttar Dinajpur	Raigunj	AB	Mohanbati	56	0	56	40	8
1468	Uttar Dinajpur	Raigunj	BOB	Raiganj	20	0	20	12	8
1469	Uttar Dinajpur	Raigunj	UBOI	Raiganj	20	0	20	12	8
1470	Uttar Dinajpur	Raigunj	AB	Raiganj	75	0	75	60	8
1471	Uttar Dinajpur	Raigunj	SBI	Mohanbati	10	0	10	6	8
1472	Uttar Dinajpur	Raigunj	OBC	Raiganj	13	0	13	10	8
1473	Uttar Dinajpur	Raigunj	SBI	Raiganj	7	7	0	0	8
1474	Uttar Dinajpur	Raigunj	SBI	Collagepara	18	1	17	12	8
1475	Uttar Dinajpur	Raigunj	UBI	Debinagar	145	10	135	100	8
1476	Uttar Dinajpur	Raigunj	BGVB	Raiganj	145	14	131	120	8
1477	Uttar Dinajpur	Raigunj	RCCB	Raiganj	73	3	70	60	8



রাজ্য নগর উন্নয়ন সংস্থা

STATE URBAN DEVELOPMENT AGENCY

“ইলগাস ভবন”, এইচ-সি ব্লক, সেক্টর-৩, বিধাননগর, কলকাতা-৭০০ ১০৬, পশ্চিমবঙ্গ
“ILGUS BHAVAN”, H-C Block, Sector - III, Bidhannagar, Kolkata - 700 106, West Bengal

ক্রমিক নংSUDA- 46/2014 (PH) / III

তারিখ ২১-০৫-২০১৭

**From: - Director, SUDA &
Mission Director, WBSULM**

**To: - Archana Mittal
Director (UPA -I)
Ministry of Housing & Urban Poverty Alleviation
Nirman Bhavan, New Delhi -1110011**

Subject: - Annual Action Plan for the FY-2017-18 for Implementation of DAY-NULM
Ref.:- K-14014/4/2016-UPA, eOffice F.No. - 3017641 Dated 28/03/2017

Sir,

In reference to your mail, we have enclosed herewith the Annual Action Plan for the financial year 2017-18 for implementation of DAY-NULM for your kind perusal.

Encl.: As stated.

Yours faithfully,

**Director, SUDA
&
Mission Director, WBSULM**

দূরভাষ : ২৩৫৮ ৬৪০৩ / ৫৭৬৭, ফ্যাক্স : ২৩৫৮ ৫৮০০

Tel : 2358 6403/5767, Fax : 2358 5800, E-mail : wbsudadir@gmail.com

Account Section : 2358 6408

**DAY-NULM: ANNUAL ACTION PLAN FOR THE PERIOD 2017-18(PART B)
FOR THE STATE / UT OF WEST BENGAL**

GENERAL MILESTONES

S. No	Milestones	Planned for the month of:
1	Formation of TAG at state level	
2	Appointment/ designation of City Project Officer (CPO) in each DAY-NULM city	NA
3	Formation of CMMU under chairmanship of MC/ CEO in each city	Completed
4	Formation of TAG at city level	Completed
5	Appointment of Auditor for the year-2014-15, 2015-16 and 2016-17	NA
6	Submission of final UC with Audit Report for funds released in 2014-15 to 2016-17	Completed
7	Submission of provisional UC for funds released in 2014-15 to 2016-17	2014-15 & 2015-16 final UC sent
8	Allocation of targets to all DAY-NULM cities	Process Initiated
9	Transfer of funds to ULBs	Completed
11	Issue of circular designating implementing agencies, their role, delegation of financial powers under various components, levels of decision making for various DAY-NULM activities, etc.	Transferred to the ULBs Completed
12	Notification of Project Sanctioning Committee for SUH & SUSV components	
13	Registration of SULM on PFMS	Only for SUH
14	Registration of ULBs on PFMS	State has IFMS linked to Treasury and Finance Department and is functional
15	Implementation of DBT as per guidelines	Done RTGS to beneficiaries/banks

COMPONENT 1: Milestones for Social Mobilisation & Institution Development (SM&ID)

Nil

COMPONENT 2: Milestones for Capacity Building & Training (CB&T)

S. No	Milestones	Planned for the month of:
1	Decision regarding procedure to be adopted for setting up SMMU/ CMMUs (if SMMU/CMMU not established)	Established
2	Starting process for establishing SMMU/ CMMUs (if not established)	Established
3	Completion of process and functioning of SMMU/ CMMUs*	Established

*Copy of the same may be sent to the Ministry if achieved.

COMPONENT 3: Milestones for Employment through Skills Training & Placement (EST&P)
NIL

COMPONENT 4: Milestones for Self-Employment Programme (SEP)

S. No	Milestones	Planned for the month of:
1	State-wise / ULB-wise / bank-wise credit target setting and distribution in consultation with SLBCs for individual loans, group loans, SHG bank linkages	In Process
2	Process finalisation for convergence of SEP loans (Individual and Group) under MUDRA in consultation with SLBC.	Completed
3	Finalisation for appointment of State Nodal Bank for releasing interest subsidy in consultation with SLBC.	Communicated to SLBC Convenor for identifying Nodal Bank
4	Inclusion of DAY-NULM as an agenda item in the SLBC sub-committee that monitors NRLM	WBSULM is a member of SLBC subcommittee for SHG
5	Workshops for Bank officials for creating awareness about DAY-NULM	Conducted at ULB level
6	Target setting for facilitation of Credit cards under General Credit Card Scheme / MUDRA cards	Initiatives Taken
7	Constitution of task force at ULB level (for all DAY-NULM cities)	Formed at ULB level
9	Finalization of application proforma for all types of loans	Finalised

S. No	Milestones	Planned for the month of:
10	Date by which SEP-MIS will be fully implemented	65% SEP Data Uploaded

COMPONENT 5: Milestones for Support to Urban Street Vendors (SUSV)

S. No	Milestones	Planned for the month of:	Process to be adopted
1	Notification of Rules under the Street Vendors(Protection of Livelihood and Regulation of Street Vending)Act,2014	Decision pending at State Level	Draft rules submitted to State Cabinet and under active consideration
2	Notification of Town Vending Committee(TVC) at ULB level		
3	Notification of Scheme under the Street Vendors(Protection of Livelihood and Regulation of Street Vending)Act,2014		
4	Byelaws framed by the Local Authority		
5	Constitution of Dispute Resolution Committee by the Government		
6	Issue of certificate of vending to the Street Vendors by the Town Vending Committee		
6	Publication of Street Vendors charter and data-base		

COMPONENT 6: Milestones for Shelter for Urban Homeless (SUH)

Shelter for Urban Homeless Activities/Mile stones Planned for the Year 2017-18		Numbers					Total
		Q-1	Q-2	Q-3	Q-4		
i	No. of Shelter construction / ref-planned to be completed	4	5	3	2	14	
ii	Workshops on Shelter Management for SMMU/CMMU	0	1	0	1	2	
iii	Capacity building / Training programmes for COs/ Shelter Staff	3	2	2	3	10	
iv	City /Town wise homeless survey planned to be completed	25	25	25	50	125	
v	City/Town wise Display of Boards(Hoardings) -to publish the shelters	3	2	2	3	10	
vi	City/ town wise Mobilisation camps planned to enrol the homeless	1	1	1	1	4	
vii	City / town wise help line services for homeless to be provided	3	2	2	3	10	
viii	Plan to provide Aadhar cards to the homeless	All inmates (except the Aadhar Card holders)					
ix	Plan to enrol the homeless under Jan Dhan yojana						NA
x	Plan to enrol the homeless under ESTP or with other skill training programme.	NA					

Milestones for Monitoring & Evaluation/ MIS/ IEC

S. No	Milestones	Planned for the month of:
1	Designate a data-entry person at State & ULB level for entering data into the MIS (for every ULB under DAY-NULM)	1 SMM & 2 DEOs at SMMU level and 38 CMMs & 32 DEOs at CMMU
2	Identify one computer with internet connectivity for entering data into DAY-NULM MIS at State level and every ULB under NULM	In Place
3	Finalization of IEC strategy for publicity of DAY-NULM e.g. <ul style="list-style-type: none"> • Radio & TV advertisements • Talk shows • Local Melas • Handbills & Wall paintings • Other local publicity campaigns • Branding & Publicity Materials • Documentation of Best Practices/ Success Stories etc. 	Finalised
4.	Complete implementation of DAY-NULM MIS	MIS implemented in 108 ULBs rest 17 ULBs will start the process shortly.

IEC & Publicity

	Activities/Cost Items	Unit	Numbers/Quantities					Unit Cost (INR Lakh)	Cost (INR Lakh)					
			Q-1	Q-2	Q-3	Q-4	Total		Q-1	Q-2	Q-3	Q-4	Total	
A.	Activities/Cost Items													
i	Documentation of best practices	LS	10	10	10	10	40	LS	10	10	10	10	40	
ii	Design and Dissemination of IEC materials including community related newsletter etc.; and transparency and accountability processes	LS	1	1	1	1	4	LS	5	5	5	5	20	
iii	Special Campaigns and Communication Collaterals, Events, Knowledge Platform, Branding materials etc.	LS	2	2	2	2	8	LS	30	40	40	40	150	
iv	Innovative ICT Tools/media and approaches including mobile applns, audio books, bcc tools, state resource library and Print/AV Media	LS	1	1	1	1	4	LS	30	40	40	40	150	
GROSS TOTAL														

N.B: 1. States/UTs may add sub-activities as per the activities proposed under the IEC head.

2. The final Annual Action Plan needs to be submitted consolidating both State & ULB level activities as per the budgetary ceiling.

**DEENDAYAL ANTYODAYA YOJANA - NATIONAL URBAN LIVELIHOODS MISSION
(DAY-NULM)
ANNUAL ACTION PLAN FOR THE PERIOD 2017-18 – PART A
FOR THE STATE/UT OF WEST BENGAL**

1: Financial Status of funds released under DAY-NULM

(Rs. In Lakh)

S. No.	Description	Central	State	Total
1	Opening Balance FY 2016-17	6743.84	2228.27	8972.11
2	Funds Allocated forFY2016-17	00	00	00
3	Funds released till 31 st March 17 during2016-17	830.85	1197.43	2028.28
4	Funds spent till 28 th Feb.2017 during2016-17	5707.30	1902.44	7609.74
5	Expected expenditure till 31 st March 2017	6008.82	2002.94	8011.76
6	Expected balance as on 1 st April 2017	1565.87	1422.76	2988.63

2. Details of Utilization certificates pending for DAY-NULM

(Rs. In Lakh)

Financial year	Amount released by M/o HUPA under SJSRY	UCs submitted to M/o HUPA by the state	UCs pending		
Up to 2014-15					
Financial year	Amount released by M/o HUPA under DAY-NULM	Provisional UCs submitted to M/o HUPA by the state	Whether Annual audited accounts with Final UCs submitted		
			Yes/No	Utilization of funds as per Final UC	If No, likely date of submission
2015-16	1934.75	YES	YES	2591.18	
2016-17	830.85	YES			

3. Targets under DAY-NULM (2017-18)

I. Social Mobilisation & Institution & Development.

S. No	DAY-NULM Component	Outputs	Quarter wise targets				Total Target for 2017-18	Proposed Total Expenditure (Rs.)
			Q1	Q2	Q3	Q4		
(1)	(2)	(3)	(4)	(5)	(6)	(7)	(8)	(9)
		(A) No. of Old SHGs to be strengthened	3000	5000	5000	3000	15000	2421.25
		(B) No. of new SHGs to be formed	500	1000	2000	1500	5000	500
		(C) No. of SHGs to be assisted with RF*	2000	3000	3000	3000	11000	1100
		(D) No. of ALFs to be formed	150	350	350	150	1000	10
		(E) No. of ALFs to be assisted with RF**	300	600	600	300	1800	900
		(F) No. of old CLCs to be supported	10	10	20	20	60	304
		(G) No. of New CLCs to be established	5	5	10	10	30	300
Sub-total (A+B+C+D+E+F+G) in Rs.								5535.25

*All the SHGs, which are more than 3 months old (including SHGs formed during previous years), may be provided with RF support.

** All the registered ALFs (including ALFs formed during previous years) may be provided RF support.

II. Employment through Skill Training & Placement

S. No	DAY-NULM Component	Outputs	Quarter-wise Target				Total Target for 2017-18	Proposed Total Expenditure (Rs.)	% of total Allocation on DAY-NULM *
			(4)						
(1)	(2)	(3)	Q1	Q2	Q3	Q4	(5)	(6)	(7)
2	Employment through Skill Training & Placement	(i) No. Of candidates undergoing training as on 1.4.2017							
		(a)MES Course							
		(b) SSC course							
		(c) Others							
		(d) Total	2000	4000	4000	3000	13000	0	
		(ii) No. Of candidates to be sent for skill training in 2017-18							
		(a) MES Course							
		(b) SSC course							
		(c) Others							
		(d) Total	15000	20000	20000	17000	72000	11520	
	(iii) No. Of candidates who will complete skill training by 31.3.2018								
	(a) MES Course								
	(b) SSC course								
	(c) Others								
	(c) Total	5000	15000	15000	15000	50000			
	(iv) No. Of candidates to be issued certificates								
	(a) MES Course								
	(b) SSC course								
	(c) Others								
	(d) Tota	5000	15000	15000	15000	50000			
	(v) No. Of candidates to be placed in wage/ employment								
	(a) MES Course								
	(b) SSC course								
	(c) Others								
	(d) Total	2000	4000	3000	3000	12000			

S. No	DAY-NULM Component	Outputs	Quarter-wise Target				Total Target for 2017-18	Proposed Total Expenditure (Rs.)	% of total Allocation on DAY-NULM *
			(4)						
(1)	(2)	(3)	Q1	Q2	Q3	Q4	(5)	(6)	(7)
		No. Of candidates to be placed in self-employment							
		(a) MES Course							
		(b) SSC course							
		(c) Others							
		(d) Total	5000	8000	8000	5000	26000		
		EDP (Batches)	5	5	5	5	20	40	
	Sub-total (in Rs.)							11560	51.30%

III. Capacity Building & Training

Outputs	Total No. of Cities	Positioned as on date		Cumulative Target* 2017-18			Proposed expenditure during 2017-18 **	% of total expenditure on DAY-NULM
		Phase-I	Phase-II	Phase-I	Phase-II	Total		
Recruitment of SMMU specialists		5		1			1	
Recruitment of CMMU specialists	88	84	8	51	52	103	55.5	
Recruitment of COs	125	147	54	181	51	232	116	
Training of Specialists and COs						628	28.26	
Salary of SMMs, CMMs, COs, Accountants, DEO and Support staff							2248.08	
Sub Total (In Rs.)							2447.84	10.83%

*State may give the cumulative target to be positioned/ sanctioned as per norms
** State must take realistic expenditure figures based on likely date when SMMU/CMMU/CO positions will come into existence

IV. SELF EMPLOYMENT PROGRAMME

S. No	DAY-NULM Component	Outputs	Quarter-wise Targets (Nos.)				Total Target for 2017-18 (in Nos.)	Amount of loan to be disbursed (Rs. In Lakh)	Amount of subsidy to be released (Rs. In lakh)
			Q1	Q2	Q3	Q4			
(1)	(2)	(3)	(4)	(5)	(6)	(7)	(8) = (4+5+6+7)	(9)	(10)
3	Self Employment Programme	No. of beneficiaries assisted – individual enterprises through Task Force Committee (TFC). (A)	300	800	1000	400	2500	2500	125
		No. of beneficiaries assisted – individual enterprises through MUDRA convergence. (B)	300	800	1000	400	2500	2500	125
		Interest Subsidy for the beneficiaries of FY 2015-16 (C)							50
		No. of beneficiaries assisted – individual enterprises (A+B+C)	600	1600	2000	800	5000	5000	300
		No. of groups and number of beneficiaries assisted – group enterprises through Task Force Committee (TFC). (D)	10	30	40	20	Groups:- 100; Beneficiaries:-1000	200	10
		No. of groups and number of beneficiaries assisted – group enterprises through MUDRA convergence. (E)	5	20	25	10	Groups:- 60; Beneficiaries:-600	120	6
		Interest Subsidy for the beneficiaries of FY 2015-16 (F)							10
		No. of groups and number of beneficiaries assisted – group enterprises. (D+E+F)	15	50	65	30	Groups:- 160; Beneficiaries:-1600	320	26
		No. of SHGs to be covered under SHG-Bank Linkage Programme. (G)	500	1500	2000	1000	5000	6250	500
		Interest Subsidy for the SHGs of FY 2015-16 (H)						200	
Sub-Total (A+B+C+D+E+F+G+H)								1026	

V. Scheme of Shelters for Urban Homeless (SUH)

Out puts	Total Cities/ towns	Number of homeless identified	Expenditure to conduct survey	Central Share (Rs.)	% of total expenditure on DAY-NULM
1.1.Number of cities/ towns where Homeless survey is completed	124	6982			
1.2.Number of cities/ towns where Homeless survey is proposed to be conducted	125	-	30	18	
Sanction of Project proposals	Total Targets	Expenditure on setting up of Shelters in 2017-18	Expenditure on O&M & Training for 2017-18	Central Share (Rs.)	% of total expenditure on DAY-NULM
2.1.New Construction	14	1680		1008	
2.2. Refurbishment	4	280		168	
2.3. O&M only	2	12		7.2	
2.4.Number for shelters likely to be functional (requires O&M cost)	10		60	36	
2.5. Number of ongoing shelters requires O&M cost.	1		6	3.6	
2.6. Number of training programmes/ work shop proposed to be conducted for SMMU/CMMU/Cos/Shelter Staff	20		6	3.6	
Sub Total 1+2 (In Rs.)		1972	72	1226.4	8.78%

VI. Support to Urban Street Vendors

	Total Target 2017-18	Proposed Total Expenditure (Rs.)	Central Share (In Rs.)	% of total expenditure on DAY-NULM
Number of cities where street vendors survey is completed	Decision Pending at State level			
Number of cities where street vendors survey is under progress (A)				
Number of cities where street vendors survey is proposed to be started (B)				
Number of cities where the street vendor survey is proposed to be completed (A+B)				
Number of Cities for which Street				

Vending Plan is under progress (C)				
Number of Cities for which Street Vending Plan proposed (D)				
Number of cities where the Street Vending Plan is proposed to be completed (C+D)				
Number of Vending Market Development is proposed				
Number of Vending Market Development is proposed to be completed				
Number of capacity building programmes to be conducted for street vendors				
Number of street vendors to be covered under SHG				
Number of street vendors to be trained under EST&P				
Number of individual loans (under SEP-I and Mudra) is to be facilitated for street vendors				
Number of Group loans (under SEP-G) is to be facilitated for street vendors				
Number of credit cards to be issued to street vendors				
Number of street vendors to be covered under social security scheme				
Number of cities where Town Vending Committee (TVC) formation is under progress				
Number of cities where TVC formation is proposed to be completed				
Sub Total (In Rs.)				

Contact details:

State Secretary i/c of DAY-NULM

Name: SHRI ONKAR SINGH MEENA
 Designation: Secretary, Urban Development & Municipal Affairs, Govt of WB
 Mailing Address:
 Office Number(s) 033-2358-6403
 Cell Number(s):
 E-mail address: wbsulm@gmail.com

Mission Director i/c of DAY-NULM

Name: Shri Sutanu Prasad Kar
 Designation: Director, SUDA and Mission Director, WBSULM
 Mailing Address:
 Office Number(s) 033-2358-6403
 Cell Number(s):
 E-mail address: wbsulm@gmail.com

**DEENDAYAL ANTYODAYA YOJANA - NATIONAL URBAN LIVELIHOODS MISSION
(DAY-NULM)
ANNUAL ACTION PLAN FOR THE PERIOD 2017-18 – PART A
FOR THE STATE/UT OF WEST BENGAL**

1: Financial Status of funds released under DAY-NULM

(Rs. In Lakh)

S. No.	Description	Central	State	Total
1	Opening Balance FY 2016-17	6743.84	2228.27	8972.11
2	Funds Allocated for FY 2016-17	00	00	00
3	Funds released till 31 st March 17 during 2016-17	830.85	1197.43	2028.28
4	Funds spent till 28 th Feb. 2017 during 2016-17	5707.30	1902.44	7609.74
5	Expected expenditure till 31 st March 2017	6008.82	2002.94	8011.76
6	Expected balance as on 1 st April 2017	1565.87	1422.76	2988.63

2. Details of Utilization certificates pending for DAY-NULM

(Rs. In Lakh)

Financial year	Amount released by M/o HUPA under SJSRY	UCs submitted to M/o HUPA by the state	UCs pending		
Financial year	Amount released by M/o HUPA under DAY-NULM	Provisional UCs submitted to M/o HUPA by the state	Whether Annual audited accounts with Final UCs submitted		
			Yes/No	Utilization of funds as per Final UC	If No, likely date of submission
Up to 2014-15					
2015-16	1934.75	YES	YES	2591.18	
2016-17	830.85	YES			

3. Targets under DAY-NULM (2017-18)

I. Social Mobilisation & Institution & Development.

S. No	DAY-NULM Component	Outputs	Quarter wise targets				Total Target for 2017-18	Proposed Total Expenditure (Rs.)
			Q1	Q2	Q3	Q4		
(1)	(2)	(3)	(4)	(5)	(6)	(7)	(8)	(9)
		A) No. of Old SHGs to be strengthened	3000	5000	5000	3000	15000	2421.25
		(B) No. of new SHGs to be formed	500	1000	2000	1500	5000	500
		(C) No. of SHGs to be assisted with RF*	2000	3000	3000	3000	11000	1100
		(D) No. of ALFs to be formed	150	350	350	150	1000	10
		(E) No. of ALFs to be assisted with RF**	300	600	600	300	1800	900
		(F) No. of old CLCs to be supported	10	10	20	20	60	304
		(G) No. of New CLCs to be established	5	5	10	10	30	300
Sub-total (A+B+C+D+E+F+G) in Rs.								5535.25

*All the SHGs, which are more than 3 months old (including SHGs formed during previous years), may be provided with RF support.

** All the registered ALFs (including ALFs formed during previous years) may be provided RF support.

II. Employment through Skill Training & Placement

S. No	DAY-NULM Component	Outputs	Quarter-wise Target				Total Target for 2017-18	Proposed Total Expenditure (Rs.)	% of total Allocation on DAY-NULM *
			(4)						
(1)	(2)	(3)	Q1	Q2	Q3	Q4	(5)	(6)	(7)
2	Employment through Skill Training & Placement	(i) No. Of candidates undergoing training as on 1.4.2017 (a)MES Course (b) SSC course (c) Others (d) Total	2000	4000	4000	3000	13000	0	
		(ii) No. Of candidates to be sent for skill training in 2017-18 (a) MES Course (b) SSC course (c) Others (d) Total	15000	20000	20000	17000	72000	11520	
		(iii) No. Of candidates who will complete skill training by 31.3.2018 (a) MES Course (b) SSC course (c) Others (c) Total	5000	15000	15000	15000	50000		
		(iv) No. Of candidates to be issued certificates (a) MES Course (b) SSC course (c) Others (d) Tota	5000	15000	15000	15000	50000		
		(v) No. Of candidates to be placed in wage/ employment (a) MES Course (b) SSC course (c) Others (d) Total	2000	4000	3000	3000	12000		

S. No	DAY-NULM Component	Outputs	Quarter-wise Target				Total Target for 2017-18	Proposed Total Expenditure (Rs.)	% of total Allocation on DAY-NULM *
			(4)						
(1)	(2)	(3)	Q1	Q2	Q3	Q4	(5)	(6)	(7)
		No. Of candidates to be placed in self-employment							
		(a) MES Course							
		(b) SSC course							
		(c) Others							
		(d) Total	5000	8000	8000	5000	26000		
		EDP (Batches)	5	5	5	5	20	40	
	Sub-total (in Rs.)							11560	51.30%

III. Capacity Building & Training

Outputs	Total No. of Cities	Positioned as on date		Cumulative Target* 2017-18			Proposed expenditure during 2017-18 **	% of total expenditure on DAY-NULM
		Phase-I	Phase-II	Phase-I	Phase-II	Total		
Recruitment of SMMU specialists		5		1			1	
Recruitment of CMMU specialists	88	84	08	51	60	109	55.5	
Recruitment of COs	125	147	54	181	51	232	116	
Training of Specialists and COs						628	28.26	
Salary of SMMs, CMMs, COs, Accountants, DEO and Support staff							2248.08	
Sub Total (In Rs.)							2447.84	10.83%

*State may give the cumulative target to be positioned/ sanctioned as per norms

** State must take realistic expenditure figures based on likely date when SMMU/CMMU/CO positions will come into existence

IV. SELF EMPLOYMENT PROGRAMME

S. No	DAY-NULM Component	Outputs	Quarter-wise Targets (Nos.)				Total Target for 2017-18 (in Nos.)	Amount of loan to be disbursed (Rs. In Lakh)	Amount of subsidy to be released (Rs. In lakh)	
			Q1	Q2	Q3	Q4				
(1)	(2)	(3)	(4)	(5)	(6)	(7)	(8) = (4+5+6+7)	(9)	(10)	
3	Self Employment Programme	No. of beneficiaries assisted – individual enterprises through Task Force Committee (TFC)..(A)	300	800	1000	400	2500	2500	125	
		No. of beneficiaries assisted – individual enterprises through MUDRA convergence. (B)	300	800	1000	400	2500	2500	125	
		Interest Subsidy for the beneficiaries of FY 2015-16 (C)								50
		No. of beneficiaries assisted – individual enterprises (A+B+C)	600	1600	2000	800	5000	5000	5000	300
		No. of groups and number of beneficiaries assisted – group enterprises through Task Force Committee (TFC). (D)	10	30	40	20	Groups:-100; Beneficiaries:-1000	200	10	
		No. of groups and number of beneficiaries assisted – group enterprises through MUDRA convergence. (E)	5	20	25	10	Groups:-60; Beneficiaries:-600	120	6	
		Interest Subsidy for the beneficiaries of FY 2015-16 (F)								10
		No. of groups and number of beneficiaries assisted – group enterprises. (D+E+F)	15	50	65	30	Groups:-160; Beneficiaries:-1600	320	26	
		No. of SHGs to be covered under SHG-Bank Linkage Programme. (G)	500	1500	2000	1000	5000	6250	500	
		Interest Subsidy for the SHGs of FY 2015-16 (H)						200		
Sub-Total (A+B+C+D+E+F+G+H)								1026		

V. Scheme of Shelters for Urban Homeless (SUH)

Out puts	Total Cities/ towns	Number of homeless identified	Expenditure to conduct survey	Central Share (Rs.)	% of total expenditure on DAY-NULM
1.1.Number of cities/ towns where Homeless survey is completed	124	6982			
1.2.Number of cities/ towns where Homeless survey is proposed to be conducted	125	-	30	18	
Sanction of Project proposals	Total Targets	Expenditure on setting up of Shelters in 2017-18	Expenditure on O&M & Training for 2017-18	Central Share (Rs.)	% of total expenditure on DAY-NULM
2.1.New Construction	14	1680		1008	
2.2. Refurbishment	4	280		168	
2.3. O&M only	2	12		7.2	
2.4.Number for shelters likely to be functional (requires O&M cost)	10		60	36	
2.5. Number of ongoing shelters requires O&M cost.	1		6	3.6	
2.6. Number of training programmes/ work shop proposed to be conducted for SMMU/CMMU/Cos/Shelter Staff	20		6	3.6	
Sub Total 1+2 (In Rs.)		1972	72	1226.4	8.78%

VI. Support to Urban Street Vendors

	Total Target 2017-18	Proposed Total Expenditure (Rs.)	Central Share (In Rs.)	% of total expenditure on DAY-NULM
Number of cities where street vendors survey is completed	Decision Pending at State level			
Number of cities where street vendors survey is under progress (A)				
Number of cities where street vendors survey is proposed to be started (B)				
Number of cities where the street vendor survey is proposed to be completed (A+B)				
Number of Cities for which Street				

one of
director,
SUDA.

Vending Plan is under progress (C)				
Number of Cities for which Street Vending Plan proposed (D)				
Number of cities where the Street Vending Plan is proposed to be completed (C+D)				
Number of Vending Market Development is proposed				
Number of Vending Market Development is proposed to be completed				
Number of capacity building programmes to be conducted for street vendors				
Number of street vendors to be covered under SHG				
Number of street vendors to be trained under EST&P				
Number of individual loans (under SEP-I and Mudra) is to be facilitated for street vendors				
Number of Group loans (under SEP-G) is to be facilitated for street vendors				
Number of credit cards to be issued to street vendors				
Number of street vendors to be covered under social security scheme				
Number of cities where Town Vending Committee (TVC) formation is under progress				
Number of cities where TVC formation is proposed to be completed				
Sub Total (In Rs.)				

Contact details:

State Secretary i/c of DAY-NULM

Name: SHRI ONKAR SINGH MEENA
 Designation: Secretary, Urban Development & Municipal Affairs, Govt of WB
 Mailing Address:
 Office Number(s) 033-2358-6403
 Cell Number(s):
 E-mail address: wbsulm@gmail.com

Mission Director i/c of DAY-NULM

Name: Shri Sutanu Prasad Kar
 Designation: Director, SUDA and Mission Director, WBSULM
 Mailing Address:
 Office Number(s) 033-2358-6403
 Cell Number(s):
 E-mail address: wbsulm@gmail.com

**DAY-NULM: ANNUAL ACTION PLAN FOR THE PERIOD 2017-18(PART B)
FOR THE STATE / UT OF WEST BENGAL**

GENERAL MILESTONES

S. No	Milestones	Planned for the month of:
1	Formation of TAG at state level	Process to be adopted → NA
2	Appointment/ designation of City Project Officer (CPO) in each DAY-NULM city	Completed
3	Formation of CMMU under chairmanship of MCG/ CEO in each city	Completed
4	Formation of TAG at city level	Process to be adopted
5	Appointment of Auditor for the year-2014-15, 2015-16 and 2016-17	Completed
6	Submission of final UC with Audit Report for funds released in 2014-15 to 2016-17	2014-15 & 2015-16 final UC sent
7	Submission of provisional UC for funds released in 2016-17	In process *
8	Allocation of targets to all DAY-NULM cities ✓	In Process → Comp. by
9	Transfer of funds to ULBs	Transferred to the ULBs
11	Issue of circular designating implementing agencies, their role, delegation of financial powers under various components, levels of decision making for various DAY-NULM activities, etc.	Completed
12	Notification of Project Sanctioning Committee for SUH & SUSY components	Only for SUH
13	Registration of SULM on PFMS	Decision Pending at State Level
14	Registration of ULBs on PFMS	Decision Pending at State Level
15	Implementation of DBT as per guidelines	Decision Pending at State Level

COMPONENT 1: Milestones for Social Mobilisation & Institution Development (SM&ID)

Nil

✓ RTGS to beneficiaries/
Banks

COMPONENT 2: Milestones for Capacity Building & Training (CB&T)

S. No	Milestones	Planned for the month of:
1	Decision regarding procedure to be adopted for setting up SMMU/ CMMUs (if SMMU/CMMU not established)	Established
2	Starting process for establishing SMMU/ CMMUs (if not established)	Established
3	Completion of process and functioning of SMMU/ CMMUs*	Established

*Copy of the same may be sent to the Ministry if achieved.

COMPONENT 3: Milestones for Employment through Skills Training & Placement (EST&P)
NIL

COMPONENT 4: Milestones for Self-Employment Programme (SEP)

S. No	Milestones	Planned for the month of:
1	State-wise / ULB-wise / bank-wise credit target setting and distribution in consultation with SLBCs for individual loans, group loans, SHG bank linkages	In Progress
2	Process finalisation for convergence of SEP loans (Individual and Group) under MUDRA in consultation with SLBC.	Completed
3	Finalisation for appointment of State Nodal Bank for releasing interest subsidy in consultation with SLBC	Not Finalised Communicated to SLBC for review for bank. URB WBSULM is a member of SLBC subcommittee for SHG
4	Inclusion of DAY-NULM as an agenda item in the SLBC sub-committee that monitors NRLM	
5	Workshops for Bank officials for creating awareness about DAY-NULM	Conducted at ULB level
6	Target setting for facilitation of Credit cards under General Credit Card Scheme / MUDRA cards	Not finalised Initiative Taken
7	Constitution of task force at ULB level (for all DAY-NULM cities)	Formed at ULB level
9	Finalization of application proforma for all types of loans	Finalised
10	Date by which SEP-MIS will be fully implemented	By September 2017

COMPONENT 5: Milestones for Support to Urban Street Vendors (SU/SV)

S. No	Milestones	Planned for the month of:	Process to be adopted
1	Notification of Rules under the Street Vendors(Protection of Livelihood and Regulation of Street Vending)Act,2014		Prof. Ravi Subramanian
2	Formation of Town Vending Committee(TVC) at ULB level		Prof. Ravi Subramanian
3	Notification of Scheme under the Street Vendors(Protection of Livelihood and Regulation of Street Vending)Act,2014		Prof. Ravi Subramanian
4	Byelaws framed by the Local Authority	Decision pending at State Level	
5	Constitution of Dispute Resolution Committee by the Government		
6	Issue of certificate of vending to the Street Vendors by the Town Vending Committee		
6	Publication of Street Vendors charter and data-base		

COMPONENT 6: Milestones for Shelter for Urban Homeless (SUH)

Shelter for Urban Homeless		Numbers				
Activities/Mile stones Planned for the Year 2017-18		Q-1	Q-2	Q-3	Q-4	Total
i	No. of Shelter construction / ref-planned to be completed	4	5	3	2	14
ii	Workshops on Shelter Management for SMMU/CMMU	0	1	0	1	2
iii	Capacity building / Training programmes for COs/ Shelter Staff	3	2	2	3	10
iv	City /Town wise homeless survey planned to be completed	25	25	25	50	125
v	City/Town wise Display of Boards(Hoardings) -to publish the shelters	3	2	2	3	10
vi	City/ town wise Mobilisation camps planned to enrol the homeless	1	1	1	1	4
vii	City / town wise help line services for homeless to be provided	3	2	2	3	10
viii	Plan to provide Aadhar cards to the homeless	All inmates (except the Aadhar Card holders)				
ix	Plan to enrol the homeless under Jan Dhan yojana	For all inmates NA				
x	Plan to enrol the homeless under ESTP or with other skill training programme.	For all inmates NA				

Milestones for Monitoring & Evaluation/ MIS/ IEC

S. No	Milestones	Planned for the month of:
1	Designate a data-entry person at State & ULB level for entering data into the MIS (for every ULB under DAY-NULM)	ISM & 2 DEO at SMMU level and 31 CMMS & 20 DEO at CMMU
2	Identify one computer with internet connectivity for entering data into DAY-NULM MIS at State level and every ULB under NULM	In Place
3	Finalization of IEC strategy for publicity of DAY-NULM e.g. <ul style="list-style-type: none"> • Radio & TV advertisements • Talk shows • Local Melas • Handbills & Wall paintings • Other local publicity campaigns • Branding & Publicity Materials • Documentation of Best Practices/ Success Stories etc. 	Finalised
4.	Complete implementation of DAY-NULM MIS	MIS implemented in 108 ULBs rest 17 ULBs will start the process shortly.

IEC & Publicity

	Activities/Cost Items	Unit	Numbers/Quantities				Unit Cost (INR Lakh)	Cost (INR Lakh)				Total
			Q-1	Q-2	Q-3	Q-4		Q-1	Q-2	Q-3	Q-4	
A.	Activities/Cost Items											
i	Documentation of best practices	LS	10	10	10	10	40	10	10	10	10	40
ii	Design and Dissemination of IEC materials including community related newsletter etc.; and transparency and accountability processes	LS	1	1	1	1	4	5	5	5	5	20
iii	Special Campaigns and Communication Collaterals, Events, Knowledge Platform, Branding materials etc.	LS	2	2	2	2	8	30	40	40	40	150
iv	Innovative ICT Tools/media and approaches including mobile applns, audio books, bcc tools, state resource library and Print/AV Media	LS	1	1	1	1	4	30	40	40	40	150
GROSS TOTAL												

N.B: 1. States/UTs may add sub-activities as per the activities proposed under the IEC head.
2. The final Annual Action Plan needs to be submitted consolidating both State & ULB level activities as per the budgetary ceiling.

F. No. K-14014/4/2016-UPA
eOffice F.No.-3017641
Government of India
Ministry of Housing and Urban Poverty Alleviation
(UPA Division)

Nirman Bhawan, New Delhi
Dated :28.03.2017

To,
All States/UTs
Mission Director – DAY-NULM

**Sub:Annual Action Plan for implementation of Deendaya
Antyodaya Yojana - National Urban Livelihoods Mission (DAY-
NULM) during 2017-18-reg.**

With reference to the subject cited above, the format for Annual Action Plan 2017-18 for DAY-NULM is enclosed herewith. AAP 2017-18 may be furnished by the States/UTs in the given format. Financial Allocation for FY 2017-18 for your State/UT under DAY-NULM is subject to submission of the Annual Action Plan.

2. You are, therefore, requested to furnish the Annual Action Plan 2017-18 in the given format latest by **7th April, 2017**. A soft copy may also be sent to **E-mail: daynulm-mhupa@gov.in and/or dupa-mhupa@gov.in**.

3. The matter may kindly be accorded **TOP PRIORITY**.

Encl: as above

Yours faithfully,

A. Mittal

Archana Mittal
Director, UPA-I
Tel: 2306 2127

Copy to:-

1. PS to JS (UPA)
2. PS to Director (UPA-I)
3. PS to DS (UPA-II)
4. All NMMU experts for follow up with their respective states.

**DEENDAYAL ANTYODAYA YOJANA - NATIONAL URBAN LIVELIHOODS MISSION
(DAY-NULM)
ANNUAL ACTION PLAN FOR THE PERIOD 2017-18 - PART A
FOR THE STATE/UT OF _____**

1: Financial Status of funds released under DAY-NULM

(Rs. In Lakh)

S. No.	Description	Central	State	Total
1	Opening Balance FY 2016-17			
2	Funds Allocated for FY2016-17			
3	Funds released till 31 st March 17 during 2016-17			
4	Funds spent till 28 th Feb.2017 during 2016-17			
5	Expected expenditure till 31 st March 2017			
6	Expected balance as on 1 st April 2017			

2. Details of Utilization certificates pending for DAY-NULM

(Rs. In Lakh)

Financial year	Amount released by M/o HUPA under SJSRY	UCs submitted to M/o HUPA by the state	UCs pending		
Up to 2014-15					
Financial year	Amount released by M/o HUPA under DAY-NULM	Provisional UCs submitted to M/o HUPA by the state	Whether Annual audited accounts with Final UCs submitted		
			Yes/No	Utilization of funds as per Final UC	If No, likely date of submission
2015-16					
2016-17					

3. Targets under DAY-NULM (2017-18)

I. Social Mobilisation & Institution & Development.

S. No	DAY-NULM Component	Outputs	Quarter wise targets				Total Target for 2017-18	Proposed Total Expenditure (Rs.)
			Q1	Q2	Q3	Q4		
(1)	(2)	(3)	(4)	(5)	(6)	(7)	(8)	(9)
		(A) No. of Old SHGs to be strengthened						
		(B) No. of new SHGs to be formed						
		(C) No. of SHGs to be assisted with RF*						
		(D) No. of ALFs to be formed						
		(E) No. of ALFs to be assisted with RF**						
		(F) No. of old CLCs to be supported						
		(G) No. of New CLCs to be established						
Sub-total (A+B+C+D+E+F+G) in Rs.								

*All the SHGs which are more than 3 months old (including SHGs formed during previous years) may be provided with RF support.

** All the registered ALFs (including ALFs formed during previous years) may be provided RF support.

II. Employment through Skill Training & Placement

S. No	DAY-NULM Component	Outputs	Quarter-wise Target				Total Target for 2017-18	Proposed Total Expenditure (Rs.)	% of total Allocation on DAY-NULM *
			(4)						
(1)	(2)	(3)	Q1	Q2	Q3	Q4	(5)	(6)	(7)
2	Employment through Skill Training & Placement	(i) No. of candidates undergoing training as on 1.4.2017							
		(a) MES Course							
		(b) SSC course							
		(c) Others							
		(d) Total							
		(ii) No. of candidates to be sent for skill training in 2017-18							
		(a) MES Course							
		(b) SSC course							
		(c) Others							
		(d) Total							
		(iii) No. of candidates who will complete skill training by 31.3.2018							
		(a) MES Course							
		(b) SSC course							
		(c) Others							
		(c) Total							
		(iv) No. of candidates to be issued certificates							
(a) MES Course									
(b) SSC course									
(c) Others									

S. No	DAY-NULM Component	Outputs	Quarter-wise Target				Total Target for 2017-18	Proposed Total Expenditure (Rs.)	% of total Allocation on DAY-NULM *
			(4)						
(1)	(2)	(3)	Q1	Q2	Q3	Q4	(5)	(6)	(7)
		(d) Total							
		(v) No. of candidates to be placed in wage/employment							
		(a) MES Course							
		(b) SSC course							
		(c) Others							
		(d) Total							
		No. of candidates to be placed in self-employment							
		(a) MES Course							
		(b) SSC course							
		(c) Others							
		(d) Total							
	Sub-total (in Rs.)								

III. Capacity Building & Training

Outputs	Total No. of Cities	Positioned as on date		Cumulative Target* 2017-18			Proposed expenditure during 2017-18 **	% of total expenditure on DAY-NULM
		Phase-I	Phase-II	Phase-I	Phase-II	Total		
Recruitment of SMMU specialists								
Recruitment of CMMU specialists								
Recruitment of COs								
Training of Specialists and COs								
Sub Total (In Rs.)								

*State may give the cumulative target to be positioned/ sanctioned as per norms ** State must take realistic expenditure figures based on likely date when SMMU/CMMU/CO positions will come into existence

IV. SELF EMPLOYMENT PROGRAMME

S. No	DAY-NULM Component	Outputs	Quarter-wise Targets (Nos.)				Total Target for 2017-18 (in Nos.)	Amount of loan to be disbursed (Rs.)	Amount of subsidy to be released (Rs.)
			Q1	Q2	Q3	Q4			
(1)	(2)	(3)	(4)	(5)	(6)	(7)	(8) = (4+5+6+7)	(9)	(10)
3	Self Employment Programme	No. of beneficiaries assisted - individual enterprises through Task Force Committee (TFC). (A)							
		No. of beneficiaries assisted - individual enterprises through MUDRA convergence. (B)							
		No. of beneficiaries assisted - individual enterprises (A+B)							
		No. of groups and number of beneficiaries assisted - group enterprises through Task Force Committee (TFC). (C)							
		No. of groups and number of beneficiaries assisted - group enterprises through MUDRA convergence. (D)							
		No. of groups and number of beneficiaries assisted - group enterprises. (C+D)							
		No. of SHGs to be covered under SHG-Bank Linkage Programme. (E)							
Sub-Total (A+B+C+D+E)									

V. Scheme of Shelters for Urban Homeless (SUH)

Out puts	Total Cities/ towns	Number of homeless identified	Expenditure to conduct survey	Central Share (Rs.)	% of total expenditure on DAY-NULM
1.1.Number of cities/ towns where Homeless survey is completed					
1.2.Number of cities/ towns where Homeless survey is proposed to be conducted					
Sanction of Project proposals	Total Targets	Expenditure on setting up of Shelters in 2017-18	Expenditure on O&M & Training for 2017-18	Central Share (Rs.)	% of total expenditure on DAY-NULM
2.1.New Construction					
2.2. Refurbishment					
2.3. O&M only					
2.4.Number for shelters likely to be functional (requires O&M cost)					
2.5. Number of ongoing shelters requires O&M cost.					
2.6. Number of training programmes/ work shop proposed to be conducted for SMMU/CMMU/Cos/Shelter Staff					
Sub Total 1+2 (In Rs.)					

VI. Support to Urban Street Vendors

	Total Target 2017-18	Proposed Total Expenditure (Rs.)	Central Share (In Rs.)	% of total expenditure on DAY-NULM
Number of cities where street vendors survey is completed				
Number of cities where street vendors survey is under progress (A)				
Number of cities where street vendors survey is proposed to be started (B)				
Number of cities where the street vendor survey is proposed to be completed (A+B)				
Number of Cities for which Street Vending Plan is under progress (C)				

IEC & Publicity

	Activities/Cost Items	Unit	Numbers/Quantities					Unit Cost (INR Lakh)	Cost (INR Lakh)						
			Q-1	Q-2	Q-3	Q-4	Total		Q-1	Q-2	Q-3	Q-4	Total		
i	Documentation of best practices	LS													
ii	Design and Dissemination of IEC materials including community related newsletter etc.; and transparency and accountability processes	LS													
iii	Special Campaigns and Communication Collaterals, Events, Knowledge Platform, Branding materials etc.	LS													
iv	Innovative ICT Tools/media and approaches including mobile applns, audio books, bcc tools, state resource library and Print/AV Media	LS													
GROSSTOTAL															

- N.B:**
1. States/UTs may add sub-activities as per the activities proposed under the IEC head.
 2. The final Annual Action Plan need to be submitted consolidating both State & ULB level activities as per the budgetary ceiling.

Shelter for Urban Homeless		Numbers				
Activities/Mile stones Planned for the Year 2017-18		Q-1	Q-2	Q-3	Q-4	Total
i	No. of Shelter construction / ref-planned to be completed					
ii	Workshops on Shelter Management for SMMU/CMMU					
iii	Capacity building / Training programmes for COs/ Shelter Staff					
iv	City /Town wise homeless survey planned to be completed					
v	City/Town wise Display of Boards(Hoardings) -to publish the shelters					
vi	City/ town wise Mobilisation camps planned to enrol the homeless					
vii	City / town wise help line services for homeless to be provided					
viii	Plan to provide Aadhar cards to the homeless					
ix	Plan to enrol the homeless under Jan Dhan yojana					
x	Plan to enrol the homeless under ESTP or with other skill training programme.					

COMPONENT 2: Milestones for Capacity Building & Training (CB&T)

S. No	Milestones	Planned for the month of:
1	Decision regarding procedure to be adopted for setting up SMMU/ CMMUs (If SMMU/CMMU not established)	
2	Starting process for establishing SMMU/ CMMUs (if not established)	
3	Completion of process and functioning of SMMU/ CMMUs*	

*Copy of the same may be sent to the Ministry if achieved.

COMPONENT 3: Milestones for Employment through Skills Training & Placement (EST&P)
NIL

COMPONENT 4: Milestones for Self-Employment Programme (SEP)

S. No	Milestones	Planned for the month of:
1	State-wise / ULB-wise / bank-wise credit target setting and distribution in consultation with SLBCs for individual loans, group loans, SHG bank linkages	
2	Process finalisation for convergence of SEP loans (Individual and Group) under MUDRA in consultation with SLBC.	
3	Finalisation for appointment of State Nodal Bank for releasing interest subsidy in consultation with SLBC.	
4	Inclusion of DAY-NULM as an agenda item in the SLBC sub-committee that monitors NRLM	
5	Workshops for Bank officials for creating awareness about DAY-NULM	
6	Target setting for facilitation of Credit cards under General Credit Card Scheme / MUDRA cards	
7	Constitution of task force at ULB level (for all DAY-NULM cities)	
9	Finalization of application proforma for all types of loans	
10	Date by which SEP-MIS will be fully implemented	